



Parts Manual



Regent / 500 / 2500 Series Lawn Tractors & Mower Decks

18HP Product

Mfg. No.	Description
1694655	Regent, 18HP Hydro
1694658	Regent, 18HP Hydro
1694662	518H, 18HP Hydro
1694664	2518H, 18HP Hydro
1694668	2518H, 18HP Hydro (CE/Export)
1694799	Regent, 18HP Hydro
1694801	2518H, 18HP Hydro (CE/Export)
1694804	Regent, 18HP Hydro (CE/Export)
1694926	Regent, 18HP Hydro RMO
1694927	2518H, 18HP Hydro RMO
2690321	Regent, 18HP Hydro and 38" Mower Deck
2690325	Regent, 18HP Hydro TRACTOR ONLY
2690329	518H, 18HP Hydro and 38" Mower Deck
2690331	2518H, 18HP Hydro and 38" Mower Deck
2690334	2518H, 18HP Hydro (CE/Export) TRACTOR ONLY
2690391	Regent, 18HP Hydro (CE/Export) TRACTOR ONLY
2690393	Regent, 18HP Hydro TRACTOR ONLY
2690395	2518H, 18HP Hydro (CE/Export) TRACTOR ONLY
2690405	Regent, 18HP Hydro TRACTOR ONLY
2690481	Regent, 18HP Hydro RMO TRACTOR ONLY
2690482	2518H, 18HP Hydro RMO TRACTOR ONLY

1694690	38" Mower Deck
1694691	38" Mower Deck (CE/Export)
1694827	44" Mower Deck (CE/Export)

Mower Decks

Mfg. No.	Description
1694688	38" Mower Deck
1694689	38" Mower Deck (CE/Export)

Manual Part No. 1731168

Revision B

Rev. Date: 7/7/2010

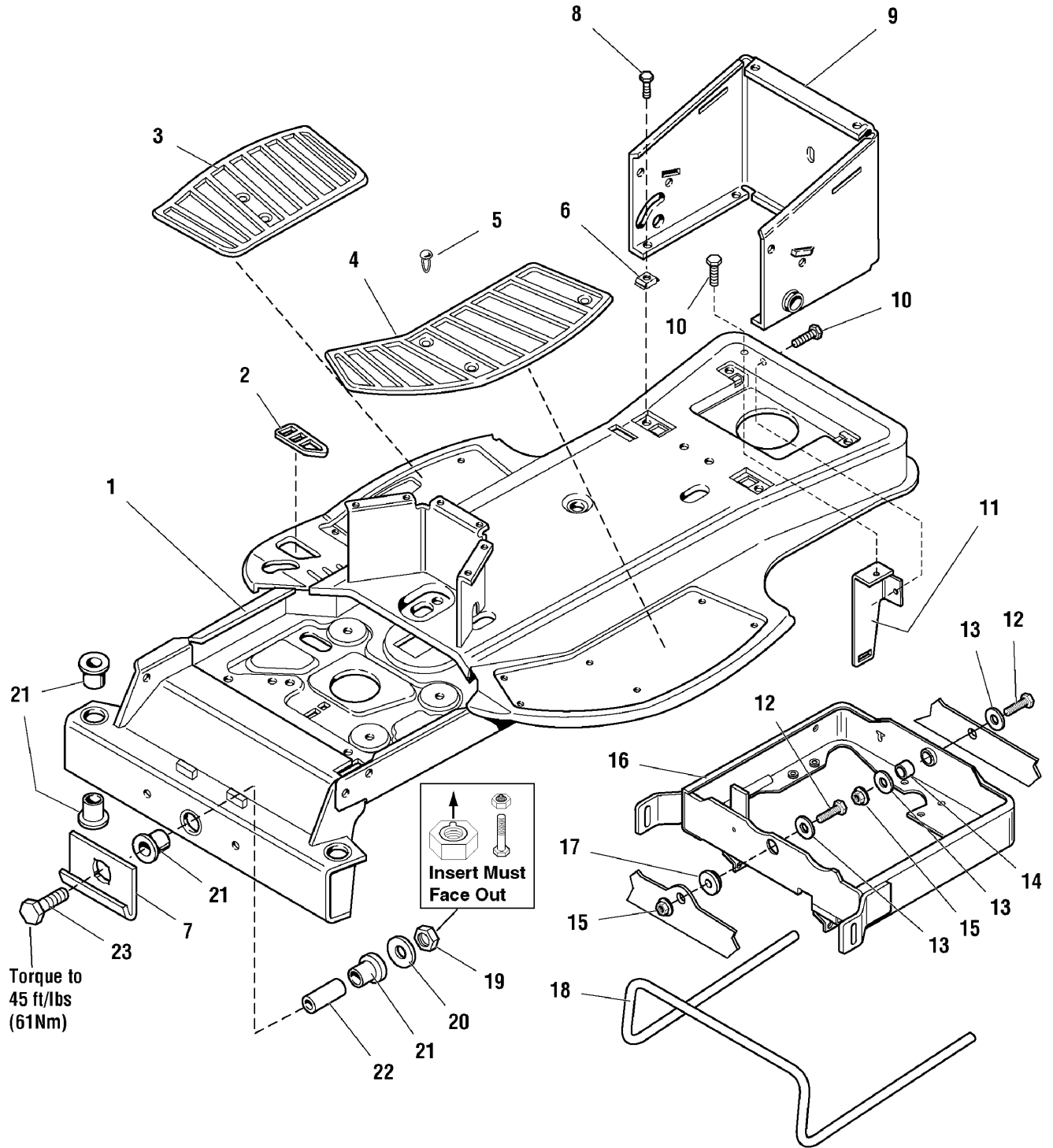
Not for
Reproduction

PRODUCT COMPONENTS	PAGES
Frame Group	4
Steering Group	6
Engine Group - 18HP Briggs & Stratton	8
Engine Group - 18HP Briggs & Stratton	12
Engine Group - 18HP Briggs & Stratton	14
Transmission Group - Tuff Torq K46AA	18
Transmission Group - Tuff Torq K46AA	22
Transmission SERVICE PARTS - Tuff Torq K46AA	26
Controls Group	30
Controls Group	32
Electrical Group	34
Hood, Dash & Fuel Tank Group	38
Seat & Seat Deck Group	40
Seat & Seat Deck Group	42
Wheels & Tire Group	44
Decals Group	46
38" Mower Deck - Belt, Idler Arm & Hitch	48
38" Mower Deck - Belt, Idler Arm & Hitch Group	50
38" Mower Deck - Height Adjustment & Roller Bar	52
38" Mower Deck - Height Adjustment & Roller Bar	56
38" Mower Deck - Housing, Arbors & Blades Group	60
38" Mower Deck - Housing, Arbors & Blades Group	64
44" Mower Deck - Belt, Idler Arm & Hitch Group	66
44" Mower Deck - Height Adjustment & Roller Bar Group	68
44" Mower Deck - Housing, Arbors & Blades	72
Torque Specification Chart	Inside Back Cover

Frame Group

986695

NOTE: Unless noted otherwise, use the standard hardware torque specification chart.



The above parts group applies to the following Mfg. Nos.:

1694655 - Regent	1694801 - 2518H	2690329 - 518H	2690405 - Regent
1694658 - Regent	1694804 - Regent	2690331 - 2518H	2690481 - Regent
1694662 - 518H	1694926 - Regent	2690334 - 2518H	2690482 - 2518H
1694664 - 2518H	1694927 - 2518H	2690391 - Regent	
1694668 - 2518H	2690321 - Regent	2690393 - Regent	
1694799 - Regent	2690325 - Regent	2690395 - 2518H	

Frame Group

REF NO	PART NO.	QTY.	DESCRIPTION
1	1726966ASM	1	FRAME ASSEMBLY
2	1715015SM	1	PLUG, Hole
3	1715016SM	1	PAD, Footrest RH
4	1714417SM	1	PAD, Footrest LH
5	1704351SM	12	FASTENER, Panel
6	1935255SM	4	NUT, Speed 5/16-18
7	1719869A	1	J HOOK, Hitch
8	1930591SM	4	SCREW, Hex Head Flange Lock, 5/16-18 x 3/4
9	1723021A	1	WRAPPER ASSEMBLY, Hydro
10	1930591SM	2	CAPSCREW, Hex Head Flange Whiz Lock, 5/16-18 x 3/4
11	1724235SM	1	BRACKET
12	1920328SM	2	CAPSCREW, Hex Head, 1/2-13 x 1/2
13	1918431SM	3	WASHER
14	1709235SM	1	SPACER
15	1930644SM	2	NUT, Hex Head, 1/2-13
16	1726768ASM	1	CARRIER ASSEMBLY, Hydro
17	1717286SM	1	SPACER
18	1717424SM	1	BAR, Torsion, Hydro
19	2860681SM	1	NUT, Hex Toplock Spirallock Flange, 3/8-16
20	1924356SM	1	WASHER
21	2176440SM	6	BUSHING
22	1719868SM	1	SPACER
23	1960614SM	1	CAPSCREW, Hex Head, 3/8-16 x 3, G8

Not for
Reproduction

Footnotes

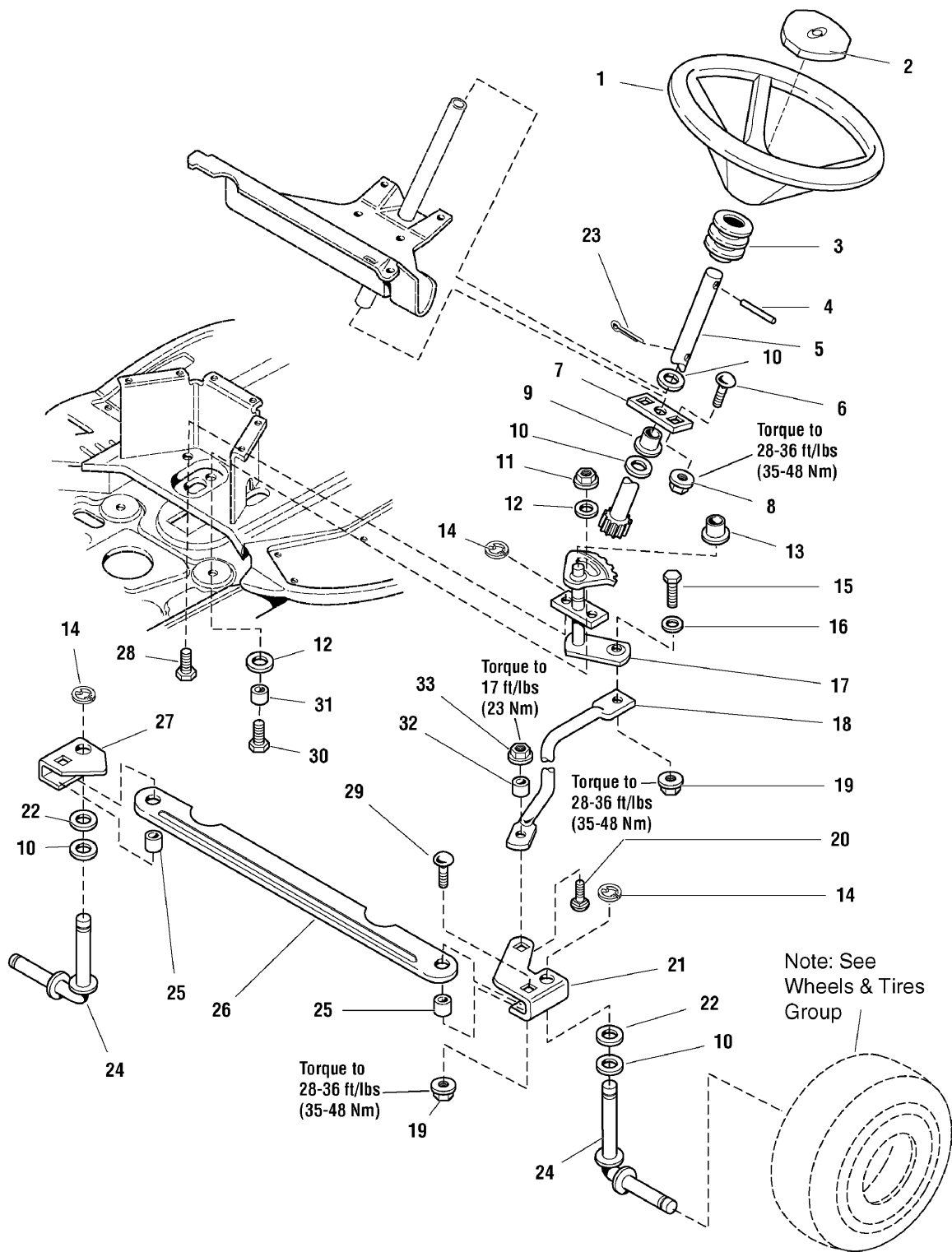
The above parts group applies to the following Mfg. Nos.:

1694655 - Regent	1694801 - 2518H	2690329 - 518H	2690405 - Regent
1694658 - Regent	1694804 - Regent	2690331 - 2518H	2690481 - Regent
1694662 - 518H	1694926 - Regent	2690334 - 2518H	2690482 - 2518H
1694664 - 2518H	1694927 - 2518H	2690391 - Regent	
1694668 - 2518H	2690321 - Regent	2690393 - Regent	
1694799 - Regent	2690325 - Regent	2690395 - 2518H	

Steering Group

985576

NOTE: Unless noted otherwise, use the standard hardware torque specification chart.



The above parts group applies to the following Mfg. Nos.:

1694655 - Regent	1694801 - 2518H	2690329 - 518H	2690405 - Regent
1694658 - Regent	1694804 - Regent	2690331 - 2518H	2690481 - Regent
1694662 - 518H	1694926 - Regent	2690334 - 2518H	2690482 - 2518H
1694664 - 2518H	1694927 - 2518H	2690391 - Regent	
1694668 - 2518H	2690321 - Regent	2690393 - Regent	
1694799 - Regent	2690325 - Regent	2690395 - 2518H	

Steering Group

REF NO	PART NO.	QTY.	DESCRIPTION
1	1722738SM	1	STEERING WHEEL
2	1722319SM	1	CAP, Steering Wheel, Simplicity (Decal Not Included)
3	1714400SM	1	TUBE
4	1960540SM	1	PIN, Spring
5	1723051SM	1	SHAFT & PINION ASSEMBLY
6	1931350SM	2	CARRIAGE BOLT, 3/8-16 x 1
7	1703508ASM	1	PLATE, Mounting
8	1928352SM	2	NUT, Hex Head Whiz Lock, 3/8-16
9	2176440SM	1	BUSHING
10	1960114SM	5	WASHER
11	1919438SM	1	NUT, Hex Lock, 5/16-18
12	1933468SM	2	WASHER
13	1666001SM	2	BUSHING
14	1611710SM	4	RING, Clipping Extension
15	1920415SM	1	CAPSCREW, Hex Head, 3/8-16 x 1-1/4
16	1922611SM	1	WASHER
17	1723072ASM	1	STEERING GEAR ASSEMBLY
18	1713469SM	1	LINK, 19.66" Long
19	1930645SM	3	NUT, Hex Flange Lock, 3/8-16
20	1931335SM	1	CARRIAGE BOLT, 5/16-18 x 1
21	1721472ASM	1	ARM & SPACER ASSEMBLYMY, LH Splined
22	1960160SM	2	WASHER
23	1919314SM	1	PIN, Cotter
24	1721542SM	2	SPINDLE & CUP ASSEMBLY
25	1713791SM	2	SPACER
26	1722484A	1	ROD
27	1721473ASM	1	ARM & SPACER ASSEMBLY, RH
28	1664847SM	1	CAPSCREW, Hex Head, Taptite, 5/16-18 x 3/4
29	1960268SM	2	CARRIAGE BOLT, 3/8-16 x 1-1/4
30	1921221SM	1	CAPSCREW, Hex Head, 5/16-18 x 1-1/2
31	1673796SM	1	SPACER
32	1710437SM	1	SPACER
33	1935048SM	1	NUT, Hex Flange Lock, 5/16-18

Footnotes

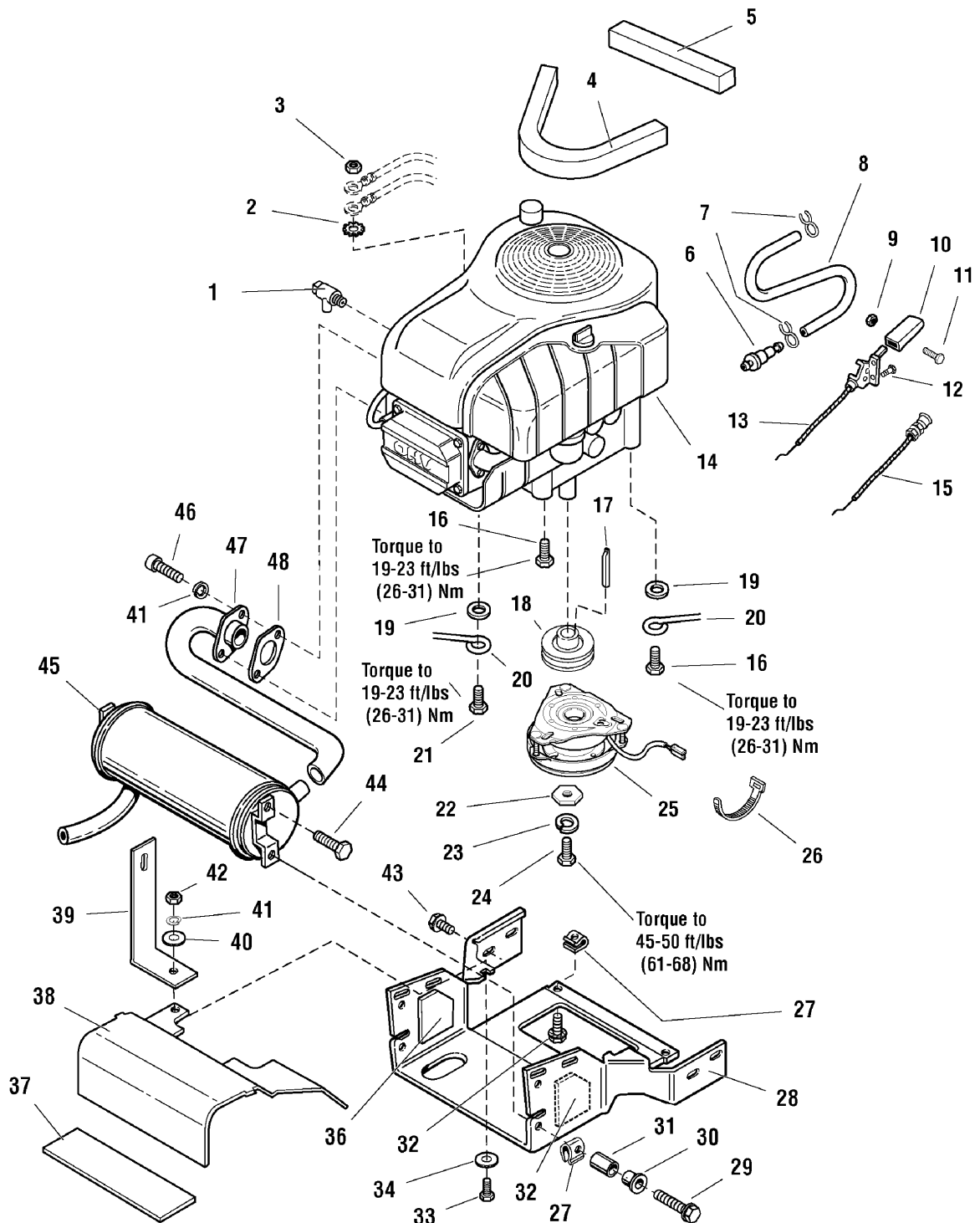
The above parts group applies to the following Mfg. Nos.:

1694655 - Regent	1694801 - 2518H	2690329 - 518H	2690405 - Regent
1694658 - Regent	1694804 - Regent	2690331 - 2518H	2690481 - Regent
1694662 - 518H	1694926 - Regent	2690334 - 2518H	2690482 - 2518H
1694664 - 2518H	1694927 - 2518H	2690391 - Regent	
1694668 - 2518H	2690321 - Regent	2690393 - Regent	
1694799 - Regent	2690325 - Regent	2690395 - 2518H	

Engine Group - 18HP Briggs & Stratton

986770

NOTE: Unless noted otherwise,
use the standard hardware torque
specification chart.



The above parts group applies to the following Mfg. Nos.:

- 1694804 - Regent
- 2690391 - Regent

Engine Group - 18HP Briggs & Stratton

REF NO	PART NO.	QTY.	DESCRIPTION
1	1708405SM	1	VALVE-SHUT OFF
2	2820427SM	1	LOCKWASHER, External Tooth 3/8
3	2816950SM	1	NUT, Hex 3/8-16
4	1723738SM	1	SEAL, Foam
5	1723213SM	1	SEAL, Foam
6	2173206SM	1	FILTER, Fuel
7	2860112SM	2	CLAMP, Hose Type E
8	1727209SM	1	HOSE, 12" Long
9	1933896SM	1	NUT-HEX LOCK 10-24 W/NYL INSRT NC3B BLK
10	1725337SM	1	KNOB, Slot
11	1960393SM	1	SCREW-PAN HD PHILLIPS#10-24X1.000 BLK
12	1960498SM	2	CAPSCREW, Hex Washer Head 1/4-14 x 5/8
13	1727018SM	1	CABLE, Throttle Control
14	*	1	ENGINE-18HP Briggs & Stratton INTEK SINGLE (CE/Export)
15	1724015SM	1	CABLE, Choke, 16" Long
16	1930598SM	3	CAPSCREW, Hex Washer Head, Taptite, 3/8-16 x 1-1/2
17	*	1	KEY, Hydro Only
18	*	1	PULLEY, Hydro Only
19	1933263SM	3	WASHER
20	1704419SM	2	STOP-BELT .213WIRE 3.12 ,0.75 BLK
21	2860361SM	1	CAPSCREW, Hex Washer Head, Taptite, 3/8-16 x 2
22	1708264SM	1	WASHER-HEX 0.453ID X 1.500A/F .250TH BLK
23	1918199SM	1	LOCKWASHER, 7/16
24	2860631SM	1	CAPSCREW, 7/16-20 x 3
25	1686880SM	1	CLUTCH-ELECTRIC REGENT,BROADMOOR OGURA
26	1701011SM	1	TIE-SELF LOCKING .184WD 7.31LG BLACK ZY
27	1935255SM	4	NUT, Speed 5/16-18
28	1726976	1	DUCT, Muffler
29	1930595SM	2	CAPSCREW, Hex Flange Lock, 5/16-18 x 1-1/4
30	1705248SM	2	PIVOT
31	1705249SM	2	SPACER
32	1723337SM	1	INSULATION, LH
33	1921333SM	1	CAPSCREW, 5/16-18 X 1
34	1919381SM	1	WASHER
35	1930591SM	2	CAPSCREW, Hex Flange Lock, 5/16-18 x 3/4
36	1723338SM	1	INSULATION, RH
37	1723336SM	1	INSULATION
38	1723086A	1	DUCT,Muffler, Upper
39	1715509ASM	1	STRAP, Torque
40	1919326SM	1	WASHER
41	1917356SM	3	LOCKWASHER, 5/16
42	1917372SM	1	NUT, Hex 5/16-18
43	1924856SM	4	CAPSCREW, Hex Washer Head, Taptite, 5/16-18 x 1/2
44	1929000SM	2	CAPSCREW, Hex Washer Head, Taptite, 1/4-20 x 3/8

Footnotes

Note* See specific Transaxle Drive Groups for pulley part number.

Note* See your local Briggs & Stratton distributor for parts.

The above parts group applies to the following Mfg. Nos.:

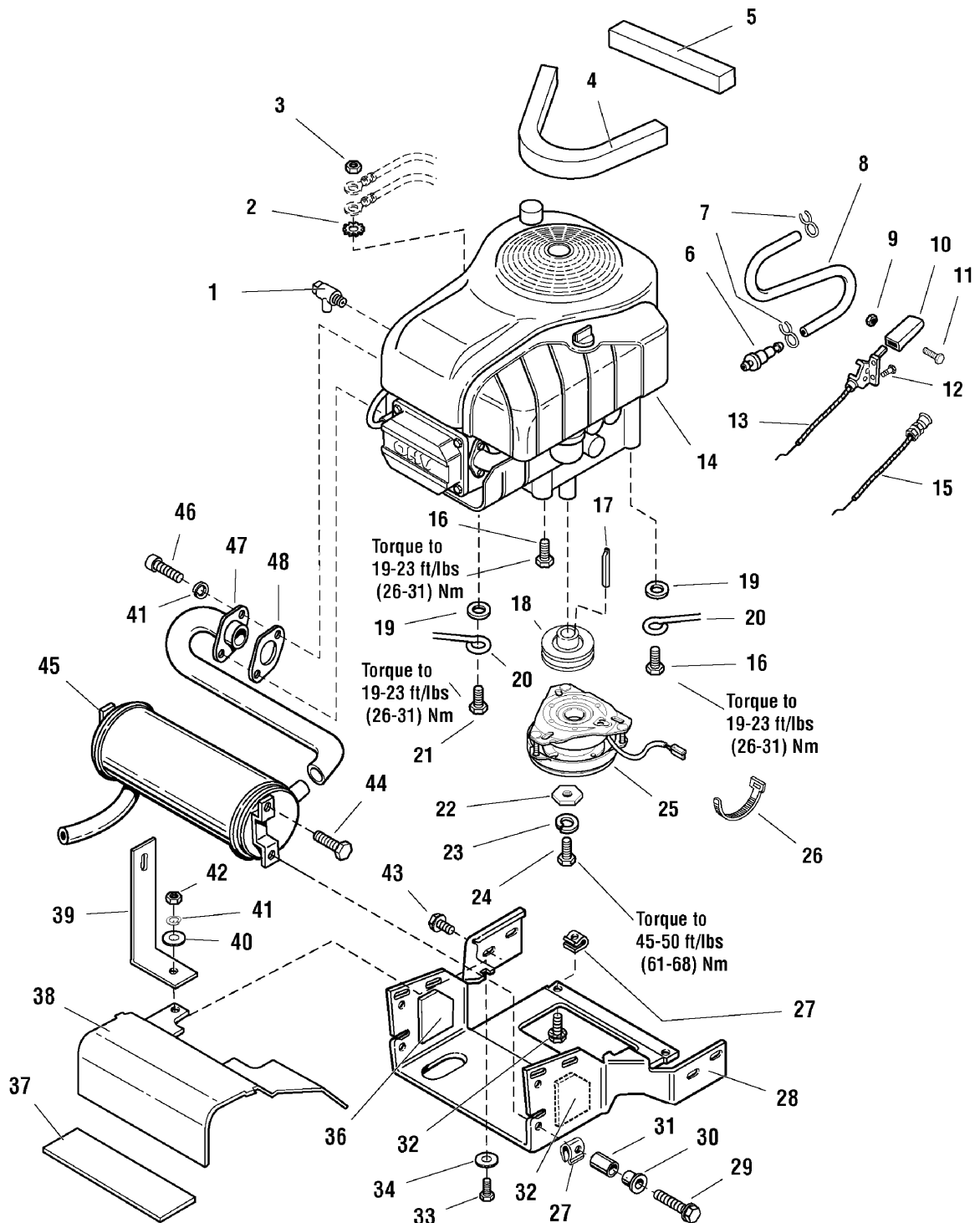
1694804 - Regent

2690391 - Regent

Engine Group - 18HP Briggs & Stratton

986770

NOTE: Unless noted otherwise,
use the standard hardware torque
specification chart.



The above parts group applies to the following Mfg. Nos.:

- 1694804 - Regent
- 2690391 - Regent

Engine Group - 18HP Briggs & Stratton

REF NO	PART NO.	QTY.	DESCRIPTION
45	1723408SM	1	MUFFLER
46	1936228SM	2	CAPSCREW, 5/16-18 x 3/4, G8
47	1720567SM	1	PIPE, Exhaust
48	1650670SM	1	GASKET

Not for
Reproduction

Footnotes

Note* See specific Transaxle Drive Groups for pulley part number.

Note* See your local Briggs & Stratton distributor for parts.

The above parts group applies to the following Mfg. Nos.:

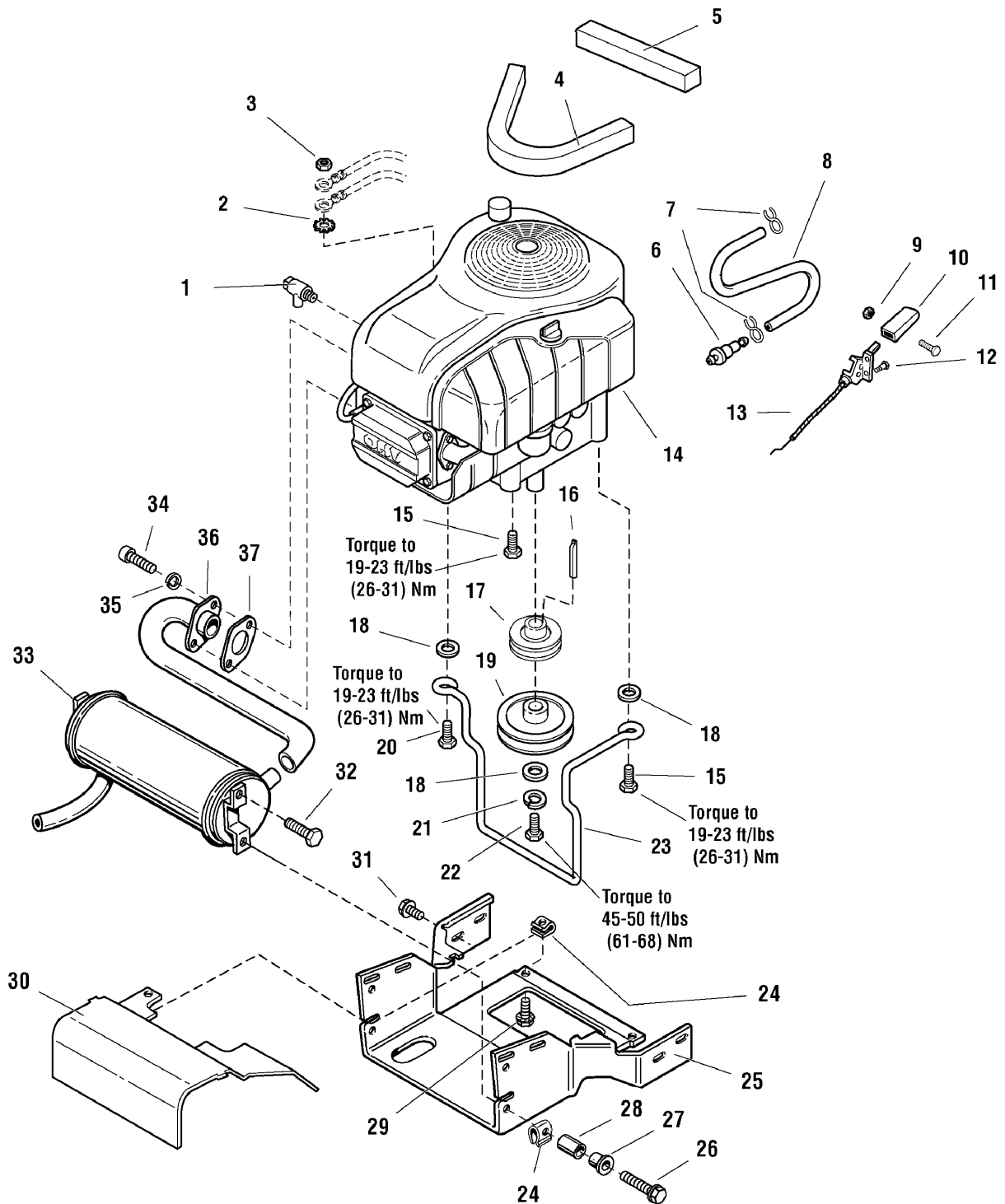
1694804 - Regent

2690391 - Regent

Engine Group - 18HP Briggs & Stratton

NOTE: Unless noted otherwise,
use the standard hardware torque
specification chart.

E986683



The above parts group applies to the following Mfg. Nos.:

- | | |
|------------------|------------------|
| 1694655 - Regent | 2690329 - 518H |
| 1694662 - 518H | 2690331 - 2518H |
| 1694664 - 2518H | 2690405 - Regent |
| 1694926 - Regent | 2690481 - Regent |
| 1694927 - 2518H | 2690482 - 2518H |
| 2690321 - Regent | |

Engine Group - 18HP Briggs & Stratton

REF NO	PART NO.	QTY.	DESCRIPTION
1	1708405SM	1	VALVE-SHUT OFF
2	2820427SM	1	LOCKWASHER, External Tooth 3/8
3	2816950SM	1	NUT, Hex 3/8-16
4	1723738SM	1	SEAL, Foam
5	1723213SM	1	SEAL, Foam
6	2173206SM	1	FILTER, Fuel
7	2860112SM	2	CLAMP, Hose Type E
8	1727209SM	1	HOSE, 12" Long
9	1933896SM	1	NUT, Nylon
10	1725337SM	1	KNOB, Slot
11	1960393SM	1	SCREW, #10-24
12	1960498SM	2	CAPSCREW, Hex Washer Head 1/4-14 x 5/8
13	1687058SM	1	CABLE, Throttle Control, 14" Long
14	*	1	ENGINE-18HP Briggs & Stratton INTEK SINGLE
15	1930598SM	3	CAPSCREW, Hex Washer Head, Taptite, 3/8-16 x 1-1/2
16	*	1	KEY, Hydro Only
17	*	1	PULLEY
18	1933263SM	3	WASHER
19	1719456SM	1	PULLEY, 5.40 O.D.
20	2860361SM	1	CAPSCREW, Hex Washer Head, Taptite, 3/8-16 x 2
21	1918199SM	1	LOCKWASHER, 7/16
22	1920594SM	1	CAPSCREW, 7/16-20 x 2
23	1719460SM	1	GUIDE-BELT
24	1935255SM	4	NUT, Speed 5/16-18
25	1726976	1	DUCT, Muffler
26	1930595SM	2	CAPSCREW, Hex Flange Lock, 5/16-18 x 1-1/4
27	1705248SM	2	PIVOT
28	1705249SM	2	SPACER
29	1930591SM	2	CAPSCREW, Hex Flange Lock, 5/16-18 x 3/4
30	1723086SM	1	DUCT, Muffler, Upper
31	1924856SM	4	CAPSCREW, Hex Washer Head, Taptite, 5/16-18 x 1/2
32	1929000SM	2	CAPSCREW, Hex Washer Head, Taptite, 1/4-20 x 3/8
33	1717429SM	1	MUFFLER
34	1936228SM	2	CAPSCREW, 5/16-18 x 3/4, G8
35	1917356SM	1	LOCKWASHER, 5/16
36	1720567SM	1	PIPE, Exhaust
37	1650670SM	1	GASKET

Footnotes

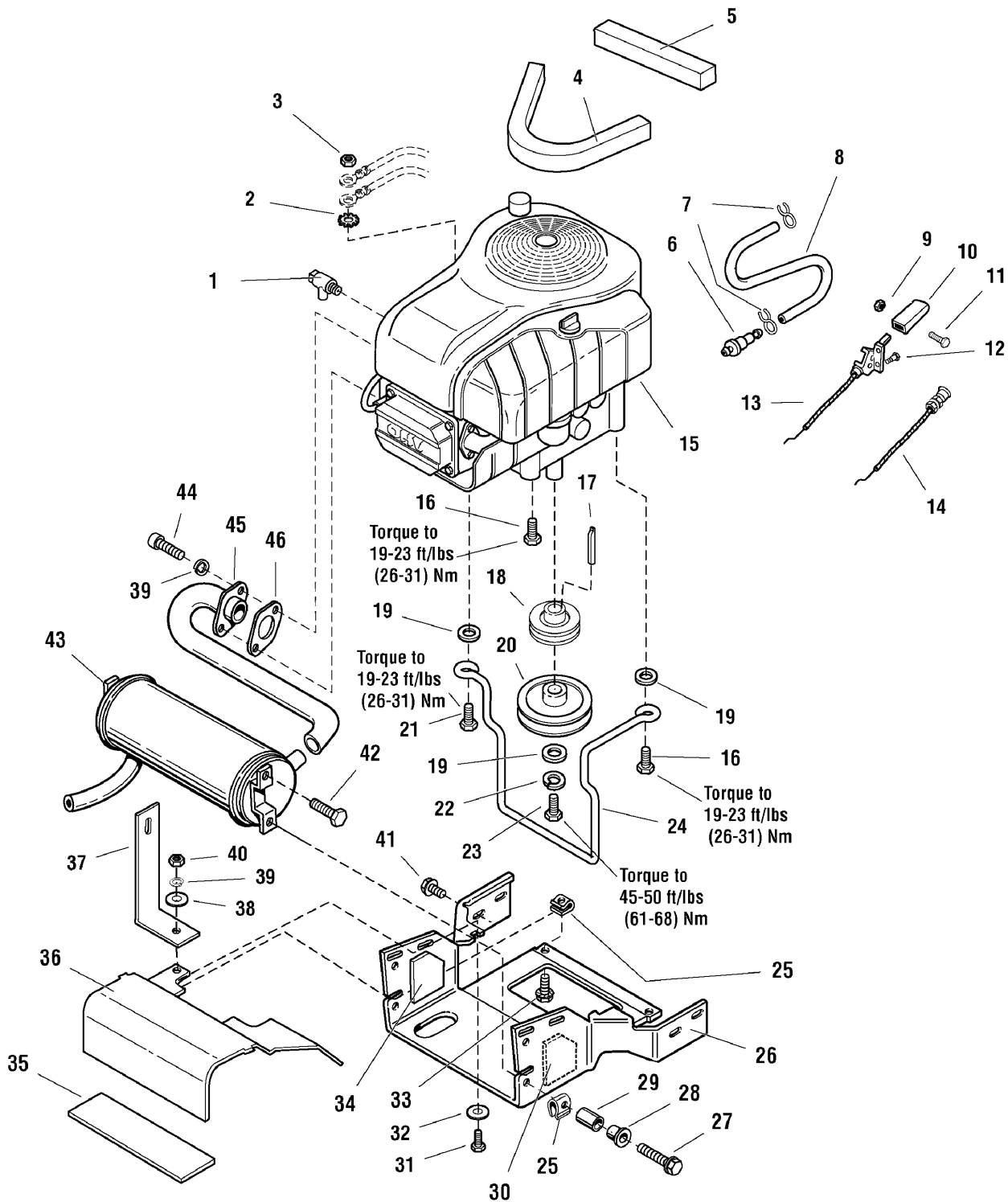
The above parts group applies to the following Mfg. Nos.:

1694655 - Regent	2690329 - 518H
1694662 - 518H	2690331 - 2518H
1694664 - 2518H	2690405 - Regent
1694926 - Regent	2690481 - Regent
1694927 - 2518H	2690482 - 2518H
2690321 - Regent	

Engine Group - 18HP Briggs & Stratton

NOTE: Unless noted otherwise,
use the standard hardware torque
specification chart.

E986767



The above parts group applies to the following Mfg. Nos.:

- 1694658 - Regent 2690393 - Regent
- 1694668 - 2518H 2690395 - 2518H
- 1694799 - Regent
- 1694801 - 2518H
- 2690325 - Regent
- 2690334 - 2518H

Engine Group - 18HP Briggs & Stratton

REF NO	PART NO.	QTY.	DESCRIPTION
1	1708405SM	1	VALVE-SHUT OFF
2	2820427SM	1	LOCKWASHER, External Tooth 3/8
3	2816950SM	1	NUT, Hex 3/8-16
4	1723738SM	1	SEAL, Foam
5	1723213SM	1	SEAL, Foam
6	2173206SM	1	FILTER, Fuel
7	2860112SM	2	CLAMP, Hose Type E
8	1727209SM	1	HOSE, 12" Long
9	1933896SM	1	NUT, Nylon
10	1725337SM	1	KNOB, Slot
11	1960393SM	1	SCREW, #10-24
12	1960498SM	2	CAPSCREW, Hex Washer Head 1/4-14 x 5/8
13	1727018SM	1	CABLE, Throttle Control, 14" Long
14	1724015SM	1	CHOKE, Control, Push/Pull
15	*	1	ENGINE-18HP Briggs & Stratton INTEK SINGLE
16	1930598SM	3	CAPSCREW, Hex Washer Head, Taptite, 3/8-16 x 1-1/2
17	*	1	KEY, Hydro Only
18	*	1	PULLEY
19	1933263SM	3	WASHER
20	1719456SM	1	PULLEY, 5.40 O.D.
21	2860361SM	1	CAPSCREW, Hex Washer Head, Taptite, 3/8-16 x 2
22	1918199SM	1	LOCKWASHER, 7/16
23	1920594SM	1	CAPSCREW, 7/16-20 x 2
24	1719460SM	1	GUIDE-BELT
25	1935255SM	4	NUT, Speed 5/16-18
26	1726976	1	DUCT, Muffler
27	1930595SM	2	CAPSCREW, Hex Flange Lock, 5/16-18 x 1-1/4
28	1705248SM	2	PIVOT
29	1705249SM	2	SPACER
30	1727791SM	1	INSULATION, LH
31	1921333SM	1	CAPSCREW, 5/16-18 X 1
32	1919381SM	1	WASHER
33	1930591SM	2	CAPSCREW, Hex Flange Lock, 5/16-18 x 3/4
34	1727792SM	1	INSULATION, RH
35	1723336SM	1	INSULATION
36	1723086SM	1	DUCT, Muffler, Upper
37	1715509ASM	1	STRAP, Torque
38	1919326SM	1	WASHER
39	1917356SM	3	LOCKWASHER, 5/16
40	1917372SM	1	NUT, Hex 5/16-18
41	1924856SM	4	CAPSCREW, Hex Washer Head, Taptite, 5/16-18 x 1/2
42	1929000SM	2	CAPSCREW, Hex Washer Head, Taptite, 1/4-20 x 3/8
43	1717429SM	1	MUFFLER
44	1936228SM	2	CAPSCREW, 5/16-18 x 3/4, G8

Footnotes

Note* See Transmission Group

Note* See your local Briggs & Stratton distributor for parts.

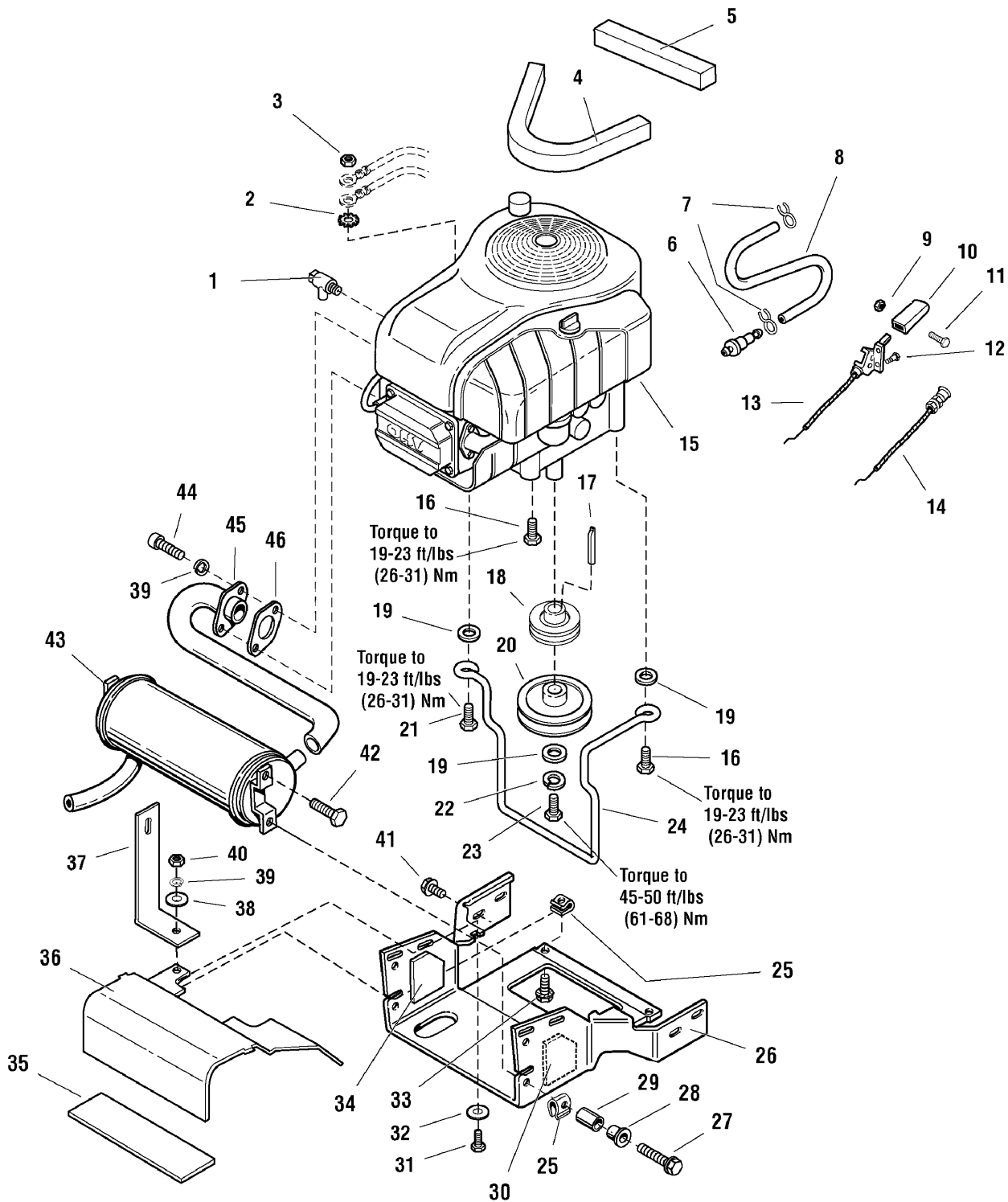
The above parts group applies to the following Mfg. Nos.:

1694658 - Regent 2690393 - Regent
 1694668 - 2518H 2690395 - 2518H
 1694799 - Regent
 1694801 - 2518H
 2690325 - Regent
 2690334 - 2518H

Engine Group - 18HP Briggs & Stratton

NOTE: Unless noted otherwise,
use the standard hardware torque
specification chart.

E986767



The above parts group applies to the following Mfg. Nos.:

- 1694658 - Regent 2690393 - Regent
- 1694668 - 2518H 2690395 - 2518H
- 1694799 - Regent
- 1694801 - 2518H
- 2690325 - Regent
- 2690334 - 2518H

Engine Group - 18HP Briggs & Stratton

REF NO	PART NO.	QTY.	DESCRIPTION
45	1720567SM	1	PIPE, Exhaust
46	1650670SM	1	GASKET

Not for
Reproduction

Footnotes

Note* See Transmission Group

Note* See your local Briggs & Stratton distributor for parts.

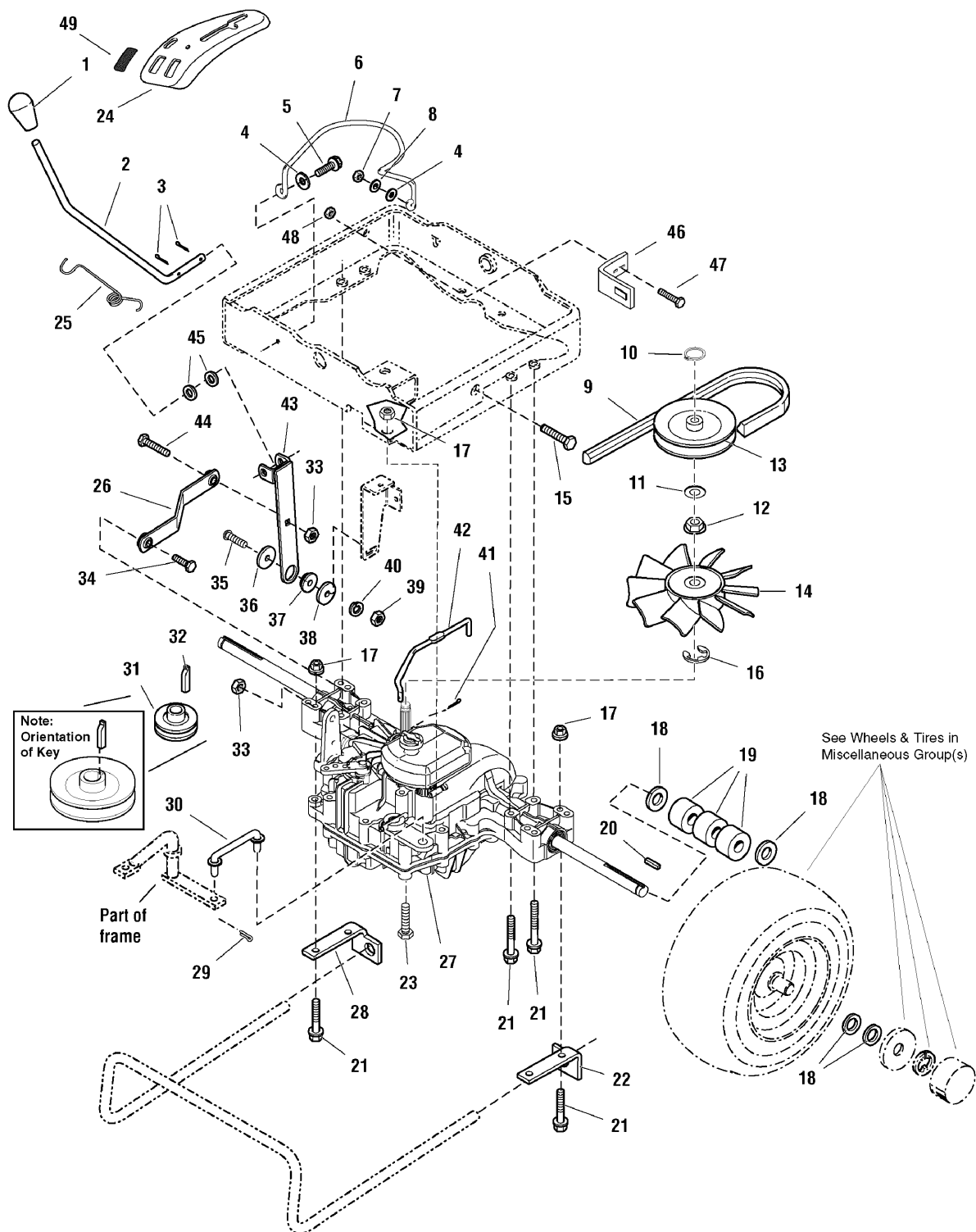
The above parts group applies to the following Mfg. Nos.:

1694658 - Regent 2690393 - Regent
1694668 - 2518H 2690395 - 2518H
1694799 - Regent
1694801 - 2518H
2690325 - Regent
2690334 - 2518H

Transmission Group - Tuff Torq K46AA

986686

NOTE: Unless noted otherwise,
use the standard hardware torque
specification chart.



The above parts group applies to the following Mfg. Nos.:

1694655 - Regent	1694801 - 2518H	2690331 - 2518H	2690482 - 2518H
1694658 - Regent	1694926 - Regent	2690334 - 2518H	
1694662 - 518H	1694927 - 2518H	2690393 - Regent	
1694664 - 2518H	2690321 - Regent	2690395 - 2518H	
1694668 - 2518H	2690325 - Regent	2690405 - Regent	
1694799 - Regent	2690329 - 518H	2690481 - Regent	

Transmission Group - Tuff Torq K46AA

REF NO	PART NO.	QTY.	DESCRIPTION
1	1713843SM	1	KNOB
2	1724547SM	1	ROD
3	1918451SM	2	PIN, Cotter
4	1919326SM	2	WASHER
5	1960541SM	1	SCREW, Hex Washer Head Taptite, 5/16-18 x 3/4
6	1721007SM	1	STOP, Bel
7	1917372SM	1	NUT, Hex 5/16-18
8	1917356SM	1	LOCKWASHER, 5/16
9	1721130SM	1	V-BELT
10	*	1	SNAP RING
11	*	1	LOCKWASHER
12	*	1	SPLINE COLLAR
13	*	1	PULLEY
14	*	1	FAN
15	1921333SM	1	CAPSCREW, Hex Head, 5/16-18 x 1
16	*	3	E RING
17	1927557SM	5	NUT, Hex Flange Whizlock, 5/16-18
18	2860202SM	4	WASHER
19	1717451SM	6	SPACER
20	1717749SM	2	KEY
21	2860551SM	8	CAPSCREW, Hex Head Taptite, 5/16-18 x 2-1/2
22	1717427A	1	ANCHOR, Torsion Bar LH
23	1960585SM	1	CAPSCREW, Hex Head Flange Whizlock, 5/16-18 x 1-3/4
24	1724504SM	1	POD, Control Pod
25	1721041SM	1	SPRING
26	1724232SM	1	LINK, Transmission
27	1721021SM	1	TRANSMISSION ASSEMBLY
28	1717428A	1	ANCHOR, Torsion Bar RH
29	1918448SM	2	PIN, Cotter
30	1720998SM	1	ROD
31	1723497SM	1	PULLEY & HUB ASSEMBLY
32	2171241SM	1	KEY
33	1935048SM	2	NUT, Hex Two Way Lock, 5/16-18
34	1921977SM	1	CAPSCREW, Hex Head, 5/16-18 x 1-1/4
35	1960268SM	1	CARRIAGE BOLT, 3/8-16 x 1-1/4
36	1924356SM	1	WASHER
37	2108717SM	1	SPACER
38	1960534SM	1	WASHER
39	1916950SM	1	NUT, Hex, 3/8-16
40	1916965SM	1	LOCKWASHER, 3/8
41	1918447SM	1	PIN, Cotter
42	1721005SM	1	ROD
43	1724233SM	1	LEVER & CLEVIS ASSEMBLY
44	1931335SM	1	CARRIAGE BOLT, 5/16-18 x 1

Footnotes

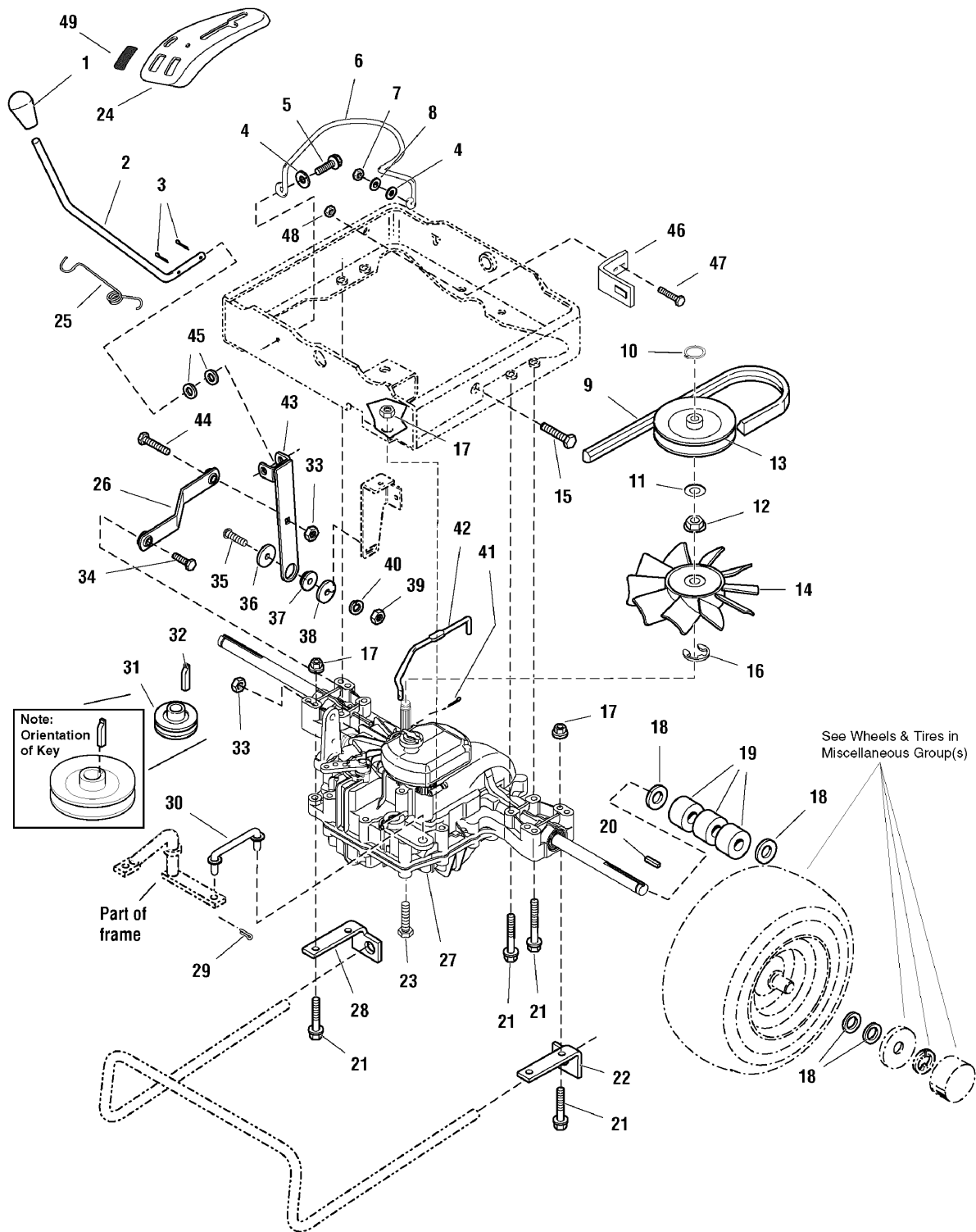
The above parts group applies to the following Mfg. Nos.:

1694655 - Regent	1694801 - 2518H	2690331 - 2518H	2690482 - 2518H
1694658 - Regent	1694926 - Regent	2690334 - 2518H	
1694662 - 518H	1694927 - 2518H	2690393 - Regent	
1694664 - 2518H	2690321 - Regent	2690395 - 2518H	
1694668 - 2518H	2690325 - Regent	2690405 - Regent	
1694799 - Regent	2690329 - 518H	2690481 - Regent	

Transmission Group - Tuff Torq K46AA

986686

NOTE: Unless noted otherwise,
use the standard hardware torque
specification chart.



The above parts group applies to the following Mfg. Nos.:

1694655 - Regent	1694801 - 2518H	2690331 - 2518H	2690482 - 2518H
1694658 - Regent	1694926 - Regent	2690334 - 2518H	
1694662 - 518H	1694927 - 2518H	2690393 - Regent	
1694664 - 2518H	2690321 - Regent	2690395 - 2518H	
1694668 - 2518H	2690325 - Regent	2690405 - Regent	
1694799 - Regent	2690329 - 518H	2690481 - Regent	

Transmission Group - Tuff Torq K46AA

REF NO	PART NO.	QTY.	DESCRIPTION
45	1924359SM	2	WASHER
46	1726750ASM	1	BRACKET, Switch
47	1960252SM	2	CARRIAGE BOLT, 1/4-20 X 5/8
48	1960694SM	2	NUT, Flange, Nylon 1/4-20
49	1709188SM	2	PLUG

Not for
Reproduction

Footnotes

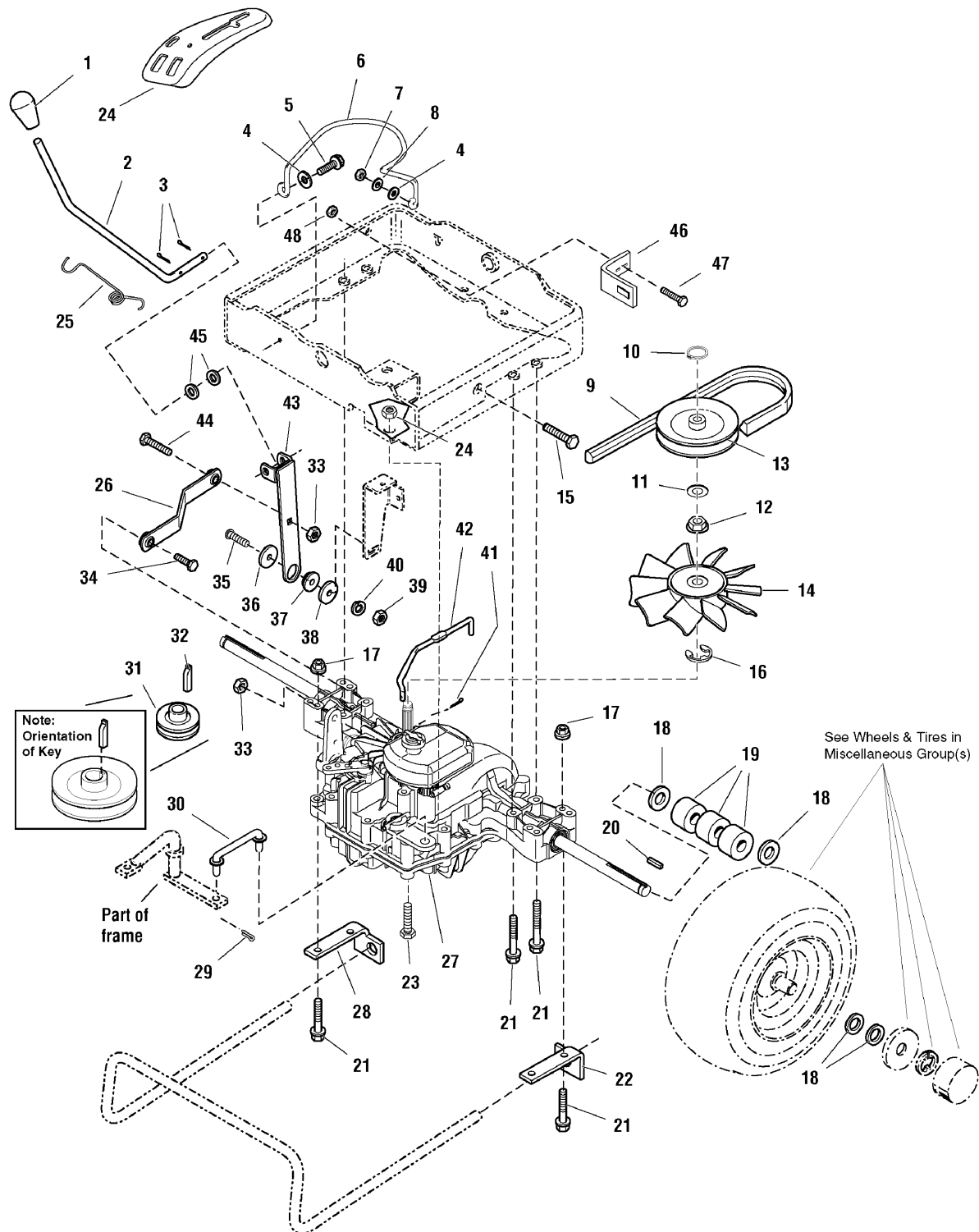
The above parts group applies to the following Mfg. Nos.:

1694655 - Regent	1694801 - 2518H	2690331 - 2518H	2690482 - 2518H
1694658 - Regent	1694926 - Regent	2690334 - 2518H	
1694662 - 518H	1694927 - 2518H	2690393 - Regent	
1694664 - 2518H	2690321 - Regent	2690395 - 2518H	
1694668 - 2518H	2690325 - Regent	2690405 - Regent	
1694799 - Regent	2690329 - 518H	2690481 - Regent	

Transmission Group - Tuff Torq K46AA

986881

NOTE: Unless noted otherwise,
use the standard hardware torque
specification chart.



The above parts group applies to the following Mfg. Nos.:

1694804 - Regent

2690391 - Regent

Transmission Group - Tuff Torq K46AA

REF NO	PART NO.	QTY.	DESCRIPTION
1	1713843SM	1	KNOB
2	1724547SM	1	ROD
3	1918451SM	2	PIN, Cotter
4	1919326SM	2	WASHER
5	1960541SM	1	SCREW, Hex Washer Head Taptite, 5/16-18 x 3/4
6	1721007SM	1	STOP, Bel
7	1917372SM	1	NUT, Hex 5/16-18
8	1917356SM	1	LOCKWASHER, 5/16
9	1721130SM	1	V-BELT
10	*	1	SNAP RING
11	*	1	LOCKWASHER
12	*	1	SPLINE COLLAR
13	*	1	PULLEY
14	*	1	FAN
15	1921333SM	1	CAPSCREW, Hex Head, 5/16-18 x 1
16	*	3	E RING
17	1927557SM	5	NUT, Hex Flange Whizlock, 5/16-18
18	2860202SM	4	WASHER
19	1717451SM	6	SPACER
20	1717749SM	2	KEY
21	2860551SM	8	CAPSCREW, Hex Head Taptite, 5/16-18 x 2-1/2
22	1717427A	1	ANCHOR, Torsion Bar LH
23	1960585SM	1	CAPSCREW, Hex Head Flange Whizlock, 5/16-18 x 1-3/4
24	1724504SM	1	POD, Control Pod
25	1721041SM	1	SPRING
26	1724232SM	1	LINK, Transmission
27	1721021SM	1	TRANSMISSION ASSEMBLY
28	1717428A	1	ANCHOR, Torsion Bar RH
29	1918448SM	2	PIN, Cotter
30	1720998SM	1	ROD
31	1723497SM	1	PULLEY & HUB ASSEMBLY
32	2805100SM	1	KEY
33	1935048SM	2	NUT, Hex Two Way Lock, 5/16-18
34	1921977SM	1	CAPSCREW, Hex Head, 5/16-18 x 1-1/4
35	1960268SM	1	CARRIAGE BOLT, 3/8-16 x 1-1/4
36	1924356SM	1	WASHER
37	2108717SM	1	SPACER
38	1960534SM	1	WASHER
39	1916950SM	1	NUT, Hex, 3/8-16
40	1916965SM	1	LOCKWASHER, 3/8
41	1918447SM	1	PIN, Cotter
42	1721005SM	1	ROD
43	1724233SM	1	LEVER & CLEVIS ASSEMBLY
44	1931335SM	1	CARRIAGE BOLT, 5/16-18 x 1

Footnotes

Note* Comes With Hydro Transaxle

The above parts group applies to the following Mfg. Nos.:

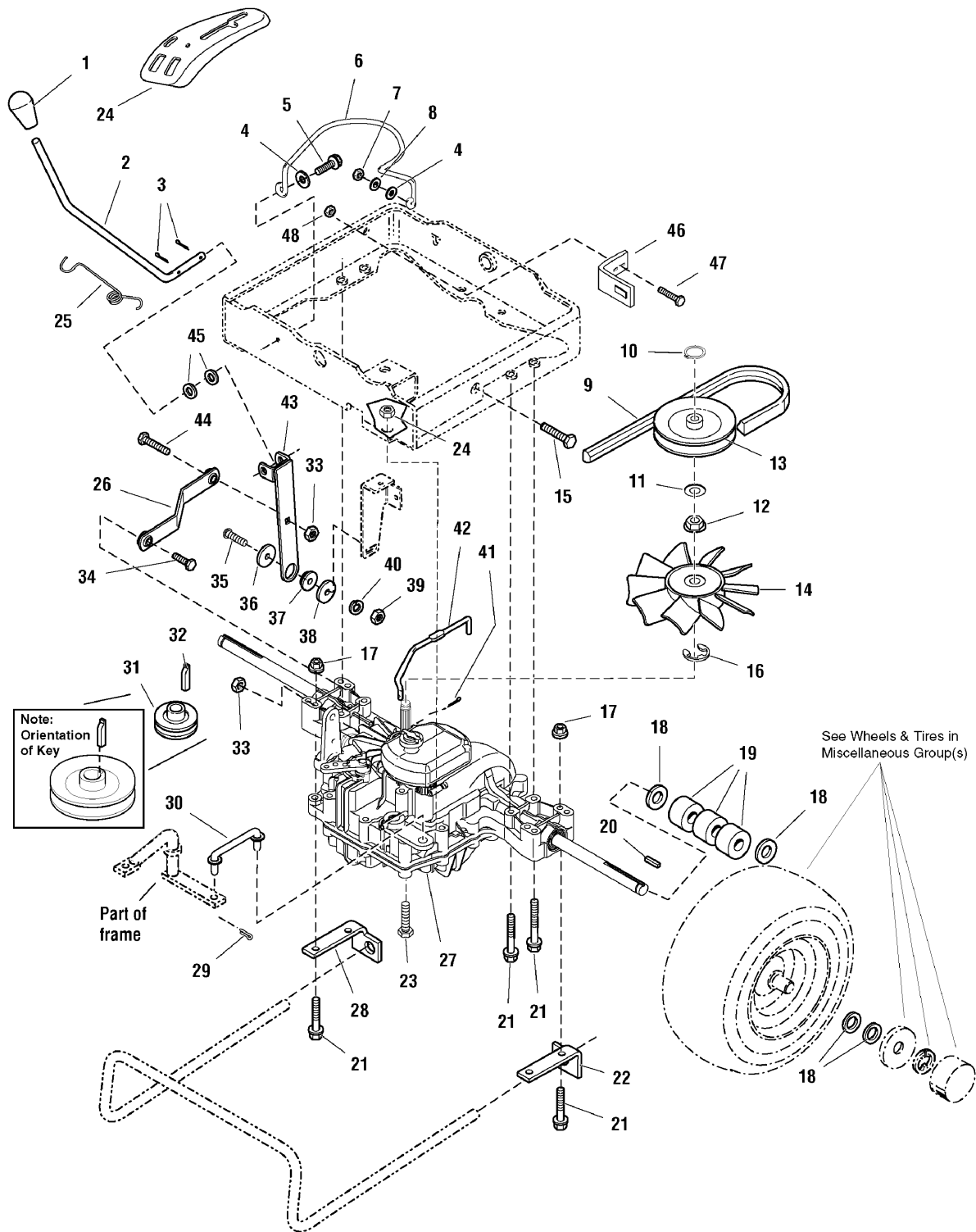
1694804 - Regent

2690391 - Regent

Transmission Group - Tuff Torq K46AA

986881

NOTE: Unless noted otherwise,
use the standard hardware torque
specification chart.



The above parts group applies to the following Mfg. Nos.:

- 1694804 - Regent
- 2690391 - Regent

Transmission Group - Tuff Torq K46AA

REF NO	PART NO.	QTY.	DESCRIPTION
45	1924359SM	2	WASHER
46	1726750ASM	1	BRACKET, Switch
47	1960252SM	2	CARRIAGE BOLT, 1/4-20 X 5/8
48	1960694SM	2	NUT, Flange, Nylon 1/4-20

Not for
Reproduction

Footnotes

Note* Comes With Hydro Transaxle

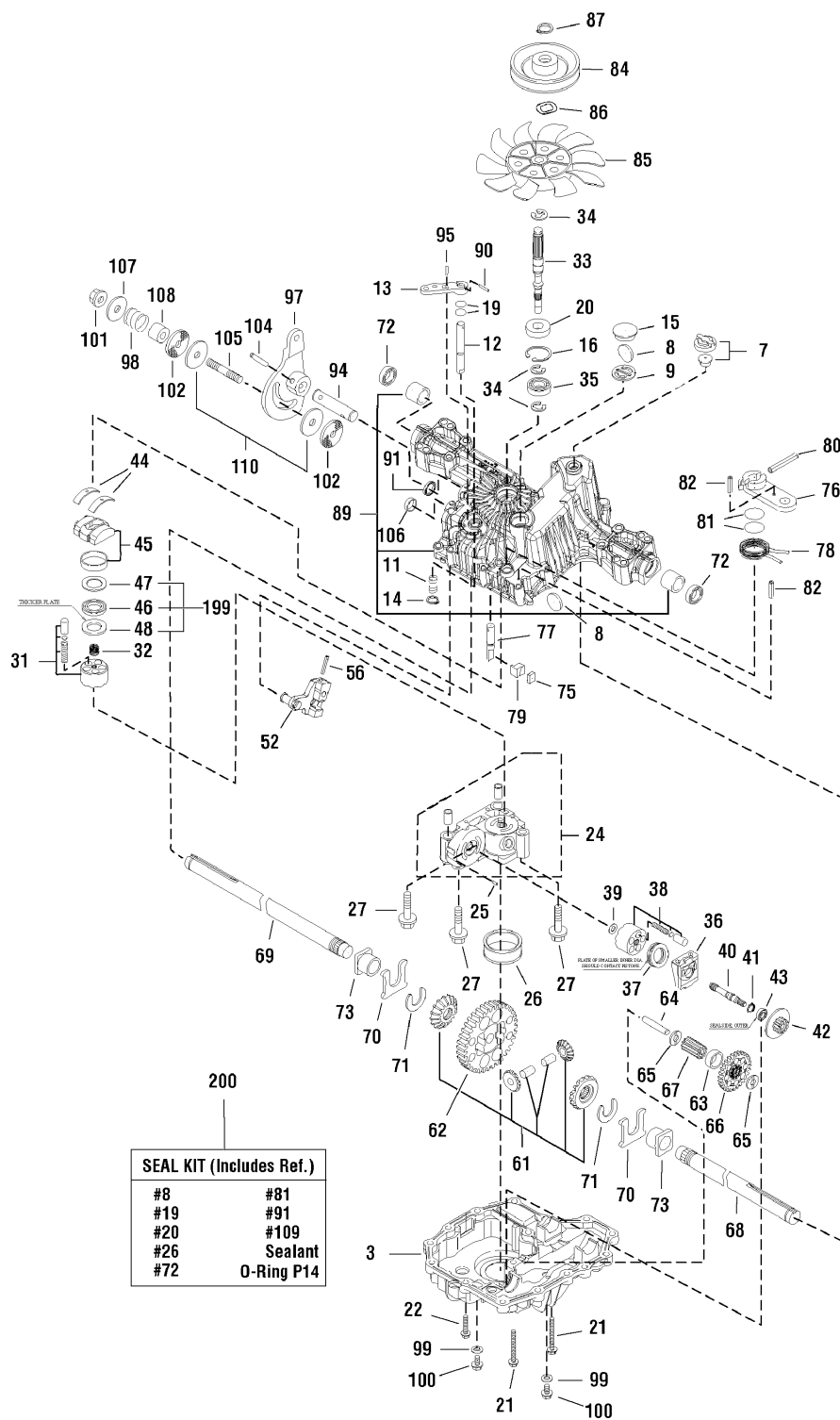
The above parts group applies to the following Mfg. Nos.:

1694804 - Regent
2690391 - Regent

Transmission SERVICE PARTS - Tuff Torq K46AA

1721021

NOTE: Unless noted otherwise,
use the standard hardware torque
specification chart.



The above parts group applies to the following Mfg. Nos.:

1694655 - Regent	1694801 - 2518H	2690329 - 518H	2690405 - Regent
1694658 - Regent	1694804 - Regent	2690331 - 2518H	2690481 - Regent
1694662 - 518H	1694926 - Regent	2690334 - 2518H	2690482 - 2518H
1694664 - 2518H	1694927 - 2518H	2690391 - Regent	
1694668 - 2518H	2690321 - Regent	2690393 - Regent	
1694799 - Regent	2690325 - Regent	2690395 - 2518H	

Transmission SERVICE PARTS - Tuff Torq K46AA

REF NO	PART NO.	QTY.	DESCRIPTION
1	1721021SM	1	*TRANSMISSION, Tuff Torq K46AA
3	-----	1	*LOWER HOUSING
7	1718052SM	1	VENT VALVE
8	1724279SM	2	MAGNET
9	-----	1	*HOLDER, Magnet
11	-----	2	*SPRING
12	1724281SM	1	SHAFT, Bypass
13	1720418SM	1	LEVER
14	1718061SM	1	RING
15	1724282SM	1	SEALING CAP
16	1708650SM	1	RING, Snap
19	1708691SM	2	"O" RING
20	1708651SM	1	SEAL
21	1707789SM	14	SCREW, Tapping
22	-----	2	*SCREW, Tapping
24	-----	1	*CENTER CASE
25	1718070SM	1	PIN
26	1718071SM	1	FILTER
27	1720805SM	3	BOLT
31	1718079SM	1	CYLINDER BLOCK
32	1724290SM	1	SPRING, Pump
33	1732910YP	1	PUMP SHAFT
34	1718076SM	3	RING
35	1708673SM	1	BEARING
36	1718077SM	1	HOUSING
37	1718078SM	1	BEARING
38	1725831SM	1	CYLINDER BLOCK
39	1718084SM	1	WASHER
40	1724293SM	1	SHAFT MOTOR
41	1708672SM	1	RING, Snap
42	1724294SM	1	MOTOR GEAR
43	1718083SM	1	BEARING
44	1718089SM	2	THRUST METAL
45	1720426SM	1	SWASH PLATE
46	1718086SM	1	BEARING
47	1718087SM	1	THRUST PLATE
48	1718088SM	1	THRUST PLATE
52	-----	1	*CONTROL ARM
56	1724296SM	1	SPRING PIN
61	1724297SM	2	DIFFERNIAL PINION
62	-----	1	*FINAL GEAR
63	-----	1	*COLLAR, Fina
64	-----	1	*REDUCTION SHAFT
65	1724948SM	2	WASHER

Footnotes

*Note: See your local authorized dealership for parts and warranty or contact Tuff Torq at www.tufftorqservices.com (U.S. 1-866-572-3441 Int'l 01-423-585-1977)

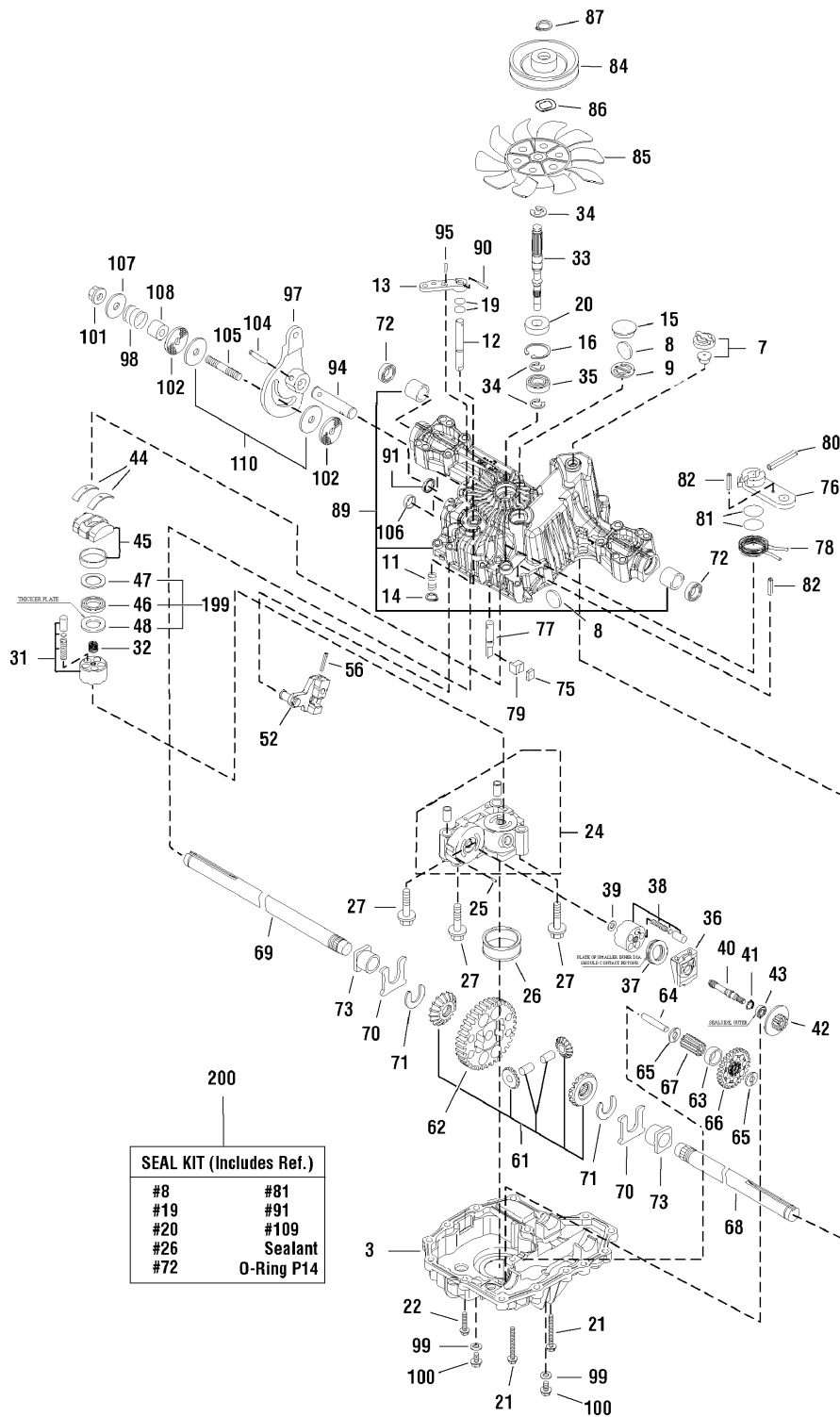
The above parts group applies to the following Mfg. Nos.:

1694655 - Regent	1694801 - 2518H	2690329 - 518H	2690405 - Regent
1694658 - Regent	1694804 - Regent	2690331 - 2518H	2690481 - Regent
1694662 - 518H	1694926 - Regent	2690334 - 2518H	2690482 - 2518H
1694664 - 2518H	1694927 - 2518H	2690391 - Regent	
1694668 - 2518H	2690321 - Regent	2690393 - Regent	
1694799 - Regent	2690325 - Regent	2690395 - 2518H	

Transmission SERVICE PARTS - Tuff Torq K46AA

NOTE: Unless noted otherwise, use the standard hardware torque specification chart.

1721021



The above parts group applies to the following Mfg. Nos.:

1694655 - Regent	1694801 - 2518H	2690329 - 518H	2690405 - Regent
1694658 - Regent	1694804 - Regent	2690331 - 2518H	2690481 - Regent
1694662 - 518H	1694926 - Regent	2690334 - 2518H	2690482 - 2518H
1694664 - 2518H	1694927 - 2518H	2690391 - Regent	
1694668 - 2518H	2690321 - Regent	2690393 - Regent	
1694799 - Regent	2690325 - Regent	2690395 - 2518H	

Transmission SERVICE PARTS - Tuff Torq K46AA

REF NO	PART NO.	QTY.	DESCRIPTION
66	1724301SM	1	REDUCTION GEAR
67	-----	1	*FINAL PINION
68	1724303SM	1	AXLE SHAFT
69	1724304SM	1	AXLE SHAFT R
70	1718112SM	2	THRUST WASHER
71	1718113SM	2	RING
72	1718111SM	2	SEAL
73	1718110SM	2	BUSHING
75	1724305SM	1	SHOE, Brake
76	1724306SM	1	ARM, Brake
77	-----	1	*SHAFT, Brake
78	1724308SM	1	RETURN SPRING
79	1724309SM	1	ACTUATOR, Brake
80	1724310SM	1	PIN
81	1708690SM	2	"O" RING
82	1724311SM	2	PIN, Spring
84	1724313SM	1	PULLEY
85	1724314SM	1	FAN
86	1724315SM	1	LOCKWASHER
87	1724316SM	2	SNAP RING
89	-----	1	*UPPER HOUSING
90	1707839SM	1	SPRING PIN
91	1724318SM	1	OIL SEAL
94	-----	1	*CONTROL SHAFT
95	1707839SM	1	PIN
97	-----	1	*CONTROL LEVER
98	1720430SM	1	SPRING, Friction
99	1708649SM	2	WASHER, Seal
100	-----	2	*SCREW, Cap
101	1720437SM	1	LOCK NUT
102	1720432SM	2	WASHER
104	1718100SM	1	PIN, Roll
105	1720422SM	1	STUD BOLT
106	1720427SM	1	PLUG
107	1720431SM	1	WASHER
108	1720429SM	1	COLLAR
110	1724320SM	2	FRICTION PLATE
199	-----	1	*BEARING
200	1727541YP	1	*K46 SEAL KIT (All Models)
201	-----	1	*Repair Kit

Footnotes

*Note: See your local authorized dealership for parts and warranty or contact Tuff Torq at www.tufftorqservices.com (U.S. 1-866-572-3441 Int'l 01-423-585-1977)

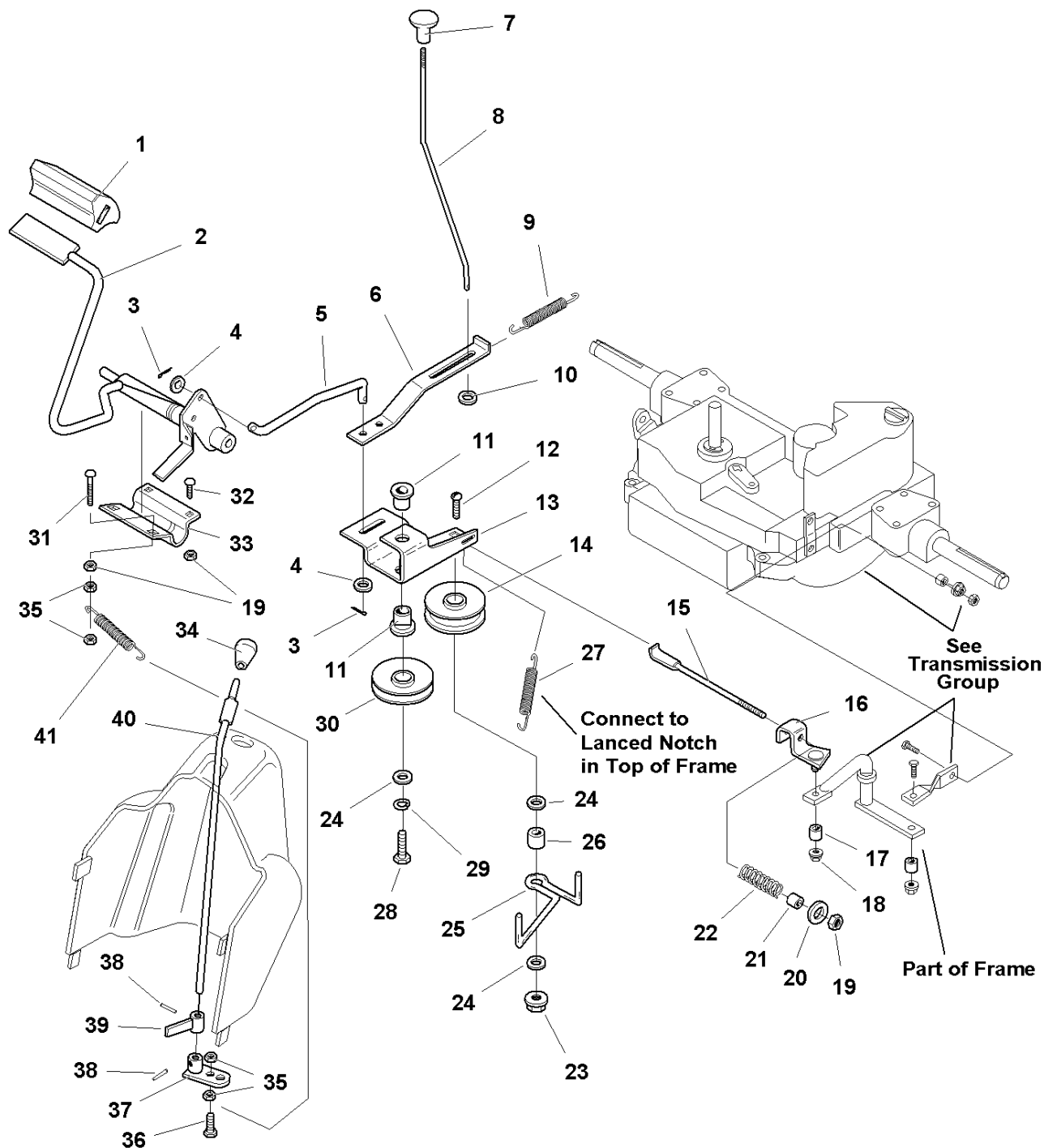
The above parts group applies to the following Mfg. Nos.:

1694655 - Regent	1694801 - 2518H	2690329 - 518H	2690405 - Regent
1694658 - Regent	1694804 - Regent	2690331 - 2518H	2690481 - Regent
1694662 - 518H	1694926 - Regent	2690334 - 2518H	2690482 - 2518H
1694664 - 2518H	1694927 - 2518H	2690391 - Regent	
1694668 - 2518H	2690321 - Regent	2690393 - Regent	
1694799 - Regent	2690325 - Regent	2690395 - 2518H	

Controls Group

985854

NOTE: Unless noted otherwise, use the standard hardware torque specification chart.



The above parts group applies to the following Mfg. Nos.:

1694655 - Regent	1694801 - 2518H	2690331 - 2518H	2690482 - 2518H
1694658 - Regent	1694926 - Regent	2690334 - 2518H	
1694662 - 518H	1694927 - 2518H	2690393 - Regent	
1694664 - 2518H	2690321 - Regent	2690395 - 2518H	
1694668 - 2518H	2690325 - Regent	2690405 - Regent	
1694799 - Regent	2690329 - 518H	2690481 - Regent	

Controls Group

REF NO	PART NO.	QTY.	DESCRIPTION
1	1704849SM	1	PAD, Brake Black Rubber
2	1717994ASM	1	FOOT PEDAL & BRAKE ARM ASSEMBLY
3	1918451SM	2	PIN, Cotter, 1/8 X 3/4
4	1919326SM	2	WASHER
5	1717115SM	1	ROD
6	1717439SM	1	LEVER, Parking
7	1713855SM	1	KNOB
8	1714385SM	1	ROD
9	2165068SM	1	SPRING, Extension
10	1921319SM	1	WASHER
11	1663114SM	2	BUSHING
12	1931355SM	1	CARRIAGE BOLT, 3/8-16 x 2-1/4
13	1717438SM	1	ARM, Idler
14	1721133SM	1	PULLEY, Idler
15	1717440SM	1	ROD
16	1717728SM	1	GUIDE BELT & STUD ASSEMBLY
17	1703900SM	1	SPACER
18	1935048SM	1	NUT, Hex Flange, 5/16-18
19	1919438SM	5	NUT, Hex Lock, 5/16-18
20	1919381SM	1	WASHER
21	1705249SM	1	SPACER
22	1708360SM	1	SPRING, Compression
23	1928352SM	1	NUT, Hex Head Whiz Lock, 3/8-16
24	1924940SM	3	WASHER
25	1721276SM	1	STOP, Belt
26	1667811SM	1	SPACER
27	1719590SM	1	SPRING, Extension
28	1921971SM	1	CAPSCREW, Hex Head, 3/8-16 x 1-3/4
29	1916965SM	1	LOCKWASHER, 3/8
30	1721134SM	1	PULLEY
31	1960555SM	1	CARRIAGE BOLT, 5/16-18 x 1-1/2
32	1931333SM	3	CARRIAGE BOLT, 5/16-18 x 3/4
33	1713784SM	1	CLAMP
34	1713843SM	1	KNOB
35	1917372SM	4	NUT, 5/16-18
36	1921333SM	1	CAPSCREW, Hex Head, 5/16-18 x 1
37	1719534A	1	ARM & HUB ASSEMBLY
38	2816001SM	2	PIN, SPRING
39	1719422A	1	HUB & BAR ASSEMBLY
40	1719532SM	1	SHAFT, Control
41	1729619SM	1	SPRING, Extension

Footnotes

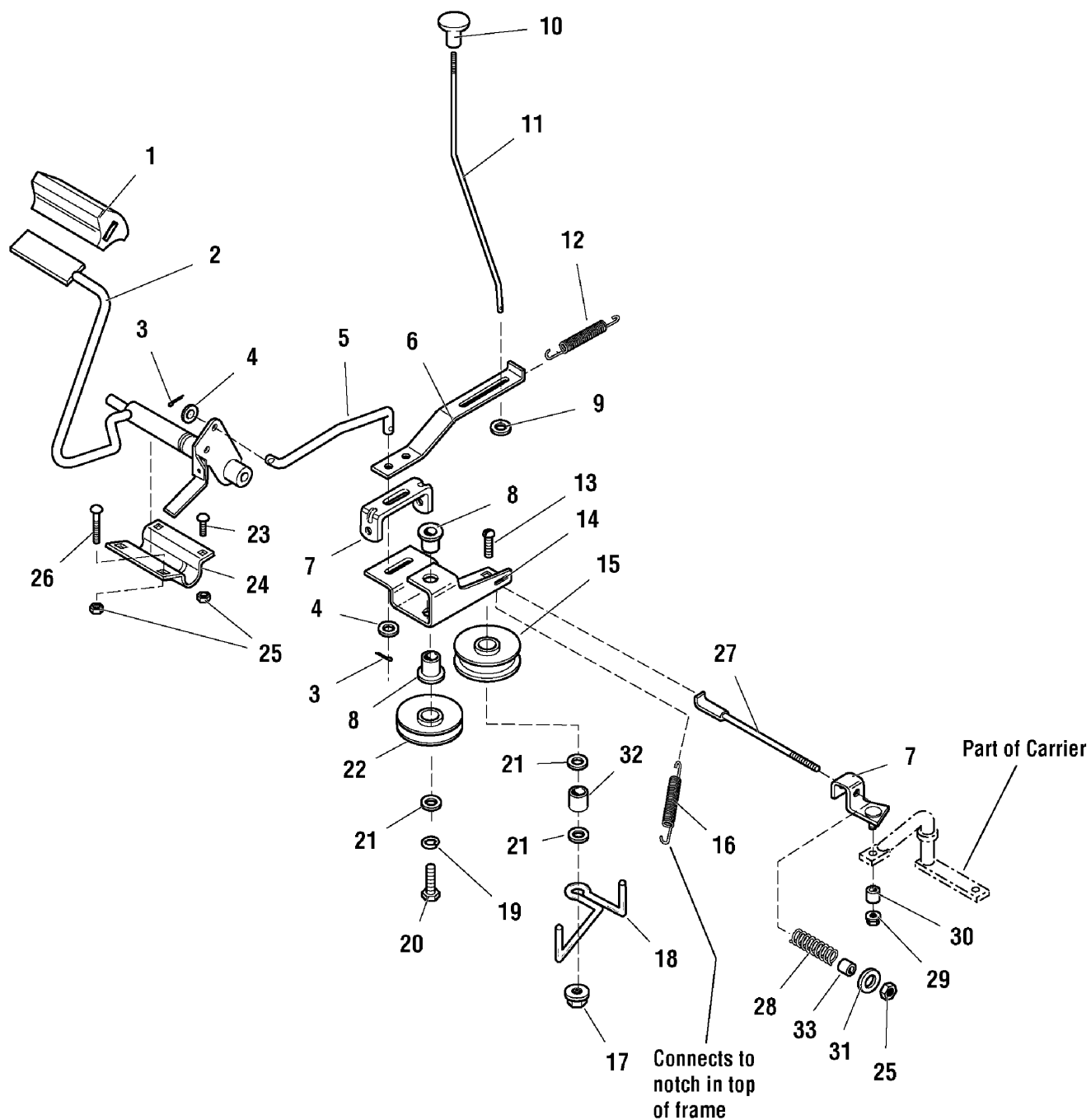
The above parts group applies to the following Mfg. Nos.:

1694655 - Regent	1694801 - 2518H	2690331 - 2518H	2690482 - 2518H
1694658 - Regent	1694926 - Regent	2690334 - 2518H	
1694662 - 518H	1694927 - 2518H	2690393 - Regent	
1694664 - 2518H	2690321 - Regent	2690395 - 2518H	
1694668 - 2518H	2690325 - Regent	2690405 - Regent	
1694799 - Regent	2690329 - 518H	2690481 - Regent	

Controls Group

986880

NOTE: Unless noted otherwise,
use the standard hardware torque
specification chart.



The above parts group applies to the following Mfg. Nos.:

1694804 - Regent
2690391 - Regent

Controls Group

REF NO	PART NO.	QTY.	DESCRIPTION
1	1704849SM	1	PAD, Brake
2	1717994ASM	1	FOOT PEDAL ASSEMBLY
3	1918451SM	2	PIN, Cotter, 1/8 x 3/4
4	1919326SM	2	WASHER, Plain, 5/16
5	1717115SM	1	ROD, Clutch
6	1717439SM	1	LEVER, Parking Brake
7	1717728SM	1	GUIDE, Brake Rod
8	1663114SM	2	BUSHING, Plastic, 5/8
9	1921319SM	1	WASHER, Plain, 1/4
10	1713855SM	1	KNOB, Plastic, Parking Brake
11	1714385SM	1	ROD, Parking Brake
12	2165068SM	1	SPRING, Parking Brake
13	1931355SM	1	CARRIAGE BOLT, 3/8-16 x 2-1/4
14	1717438SM	1	BRACKET, Idler
15	1721133SM	1	PULLEY, Backside
16	1719590SM	1	SPRING, Idler
17	1928352SM	1	NUT, Hex Flange Whiz Lock, 3/8-16
18	1721276SM	1	BELT STOP
19	1916965SM	1	LOCKWASHER, 3/8
20	1921971SM	1	CAPSCREW, Hex Head, 3/8-16 x 1-3/4
21	1924940SM	3	WASHER, Plain, 3/8
22	1721134SM	1	PULLEY, Idler, V
23	1931333SM	3	CARRIAGE BOLT, 5/16-18 x 3/4
24	1713784SM	1	CLAMP, Tube
25	1919438SM	5	NUT, Hex Nylon Lock, 5/16-18
26	1960555SM	1	CARRIAGE BOLT, 5/16-18 x 1 1/2
27	1717440SM	1	ROD, Brake
28	1708360SM	1	SPRING
29	1935048SM	1	NUT, Hex Flange Lock, 5/16-18
30	1703900SM	1	SPACER
31	1919381SM	1	WASHER, 5/16 x 1
32	1667811SM	1	SPACER
33	1705249SM	1	SPACER

Footnotes

The above parts group applies to the following Mfg. Nos.:

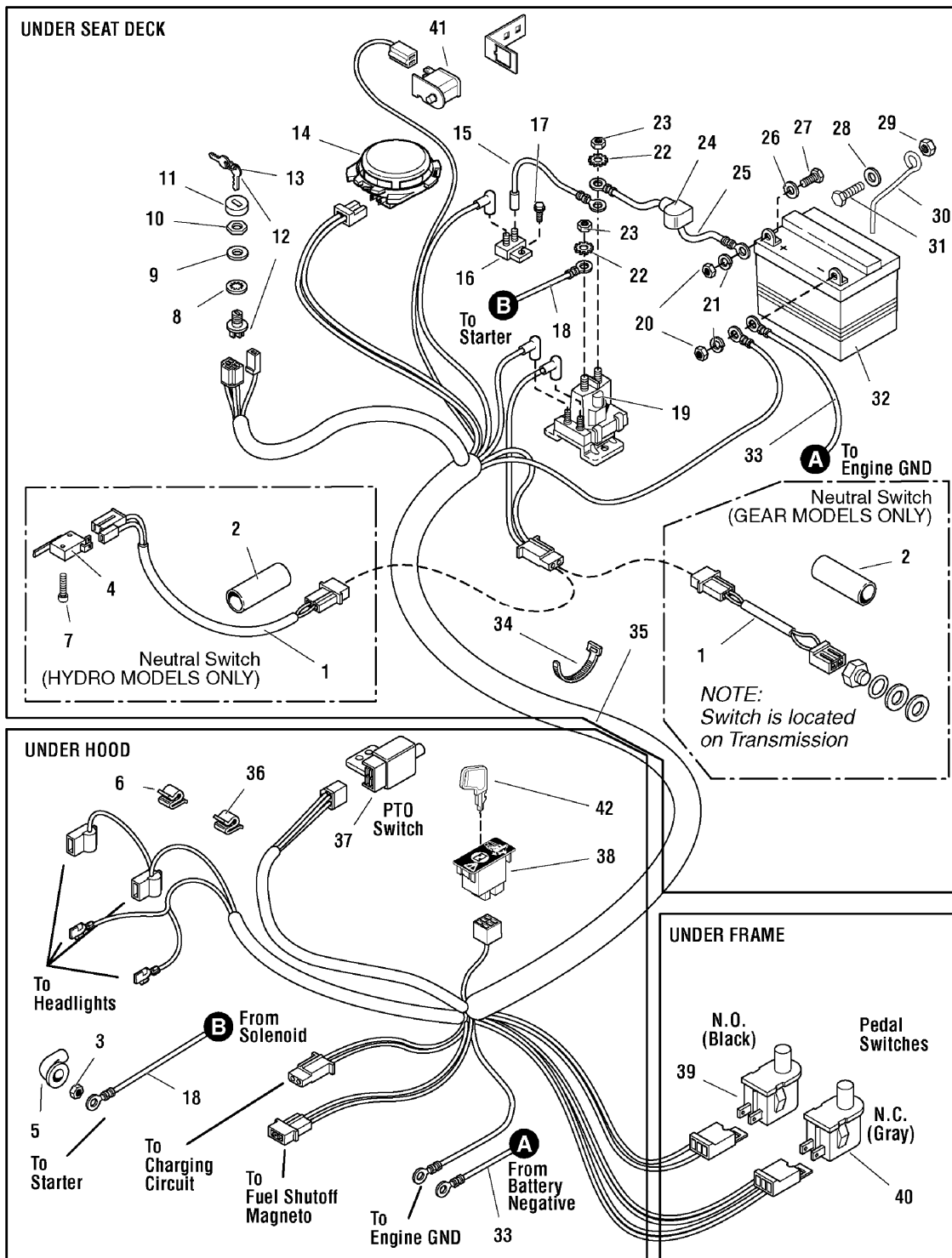
1694804 - Regent

2690391 - Regent

Electrical Group

986692

NOTE: Unless noted otherwise, use the standard hardware torque specification chart.



The above parts group applies to the following Mfg. Nos.:

1694655 - Regent	1694801 - 2518H	2690329 - 518H	2690405 - Regent
1694658 - Regent	1694804 - Regent	2690331 - 2518H	2690481 - Regent
1694662 - 518H	1694926 - Regent	2690334 - 2518H	2690482 - 2518H
1694664 - 2518H	1694927 - 2518H	2690391 - Regent	
1694668 - 2518H	2690321 - Regent	2690393 - Regent	
1694799 - Regent	2690325 - Regent	2690395 - 2518H	

Electrical Group

REF NO	PART NO.	QTY.	DESCRIPTION
1	1719837SM	1	WIRE ASSEMBLY, Neutral Switch (Hydro Models)
1	1715011SM	1	WIRE ASSEMBLY, Neutral Switch (Gear Models)
2	1715014SM	1	TUBE, Shrink
3	1960294SM	1	NUT, Hex Flange, Whiz Lock, 1/4-20
4	1676123SM	1	SWITCH, Neutral Safety
5	2122023SM	1	COVER, Terminal
6	2834683SM	1	CLIP, Tinnerman
7	1724593SM	2	CAPSCREW, Round Head, Phillips, #4 - 40 x 3/4
8	1960547SM	1	LOCKWASHER, Internal Tooth, 5/8
9	2101025SM	3	WASHER, 5/8
10	1717549SM	1	NUT, Hex, Flange, 5/8-32
11	1717550SM	1	COVER, Ignition
12	1686734SM	1	SWITCH, Ignition, 6-Pole (Includes Ref. 8, 9, 10, 11 & 13)
13	1717163SM	1	IGNITION KEY (Set of 2)
14	1718981SM	1	SWITCH, Seat
15	1665237SM	1	WIRE ASSEMBLY
16	1665238SM	1	CIRCUIT BREAKER
17	1927429SM	2	CAPSCREW, Taptite Hex Washer Head, 1/4-20 x 5/8
18	1703484SM	1	CABLE, # 6 x 42-1/2 long (Solenoid to Starter)
19	1686981SM	1	SOLENOID
20	2816622SM	2	NUT, Hex, 1/4-20
21	2816964SM	2	LOCKWASHER, 1/4
22	2820426SM	2	LOCKWASHER, External Tooth, 5/16
23	2820263SM	2	NUT, Hex, 5/16-24 NF
24	1677296SM	1	BOOT, Insulator
25	1716549SM	1	CABLE, #6 x 10 Long, with 2 Ring Terminals
26	2821319SM	2	WASHER, Plain, 1/4
27	2823341SM	2	CAPSCREW, Hex Head, 1/4-20 x 3/4
28	1919326SM	1	WASHER, Plain, 5/16
29	1919438SM	1	NUT, Hex Nylon Lock, 5/16-18
30	1723048SM	1	ROD, Battery Hold Down
31	1921332SM	1	CAPSCREW, Hex Head, 5/16-18 x 3/4
32	1685215SM	1	BATTERY
33	1723109SM	1	CABLE, # 6 x 52-1/2 long (Battery to Ground)
34	1701011SM	1	TIE-SELF LOCKING (Qty 2 on Gear Models)
35	1726628SM	1	HARNESS, Wiring (G & H/C)
35	1726624SM	1	HARNESS, Wiring (Hydro)
35	1727759SM	1	HARNESS, Wiring (H/C w/Elec Clutch)
36	2172434SM	2	CLIP, Wire
37	1726774SM	1	SWITCH, Neutral Start
38	1726556SM	1	SWITCH, RMO Module Only
39	1720411SM	1	SWITCH, Pedal, N.O., Black
40	1720401SM	1	SWITCH, Pedal, N.C., Gray
41	1732004SM	1	SWITCH

Footnotes

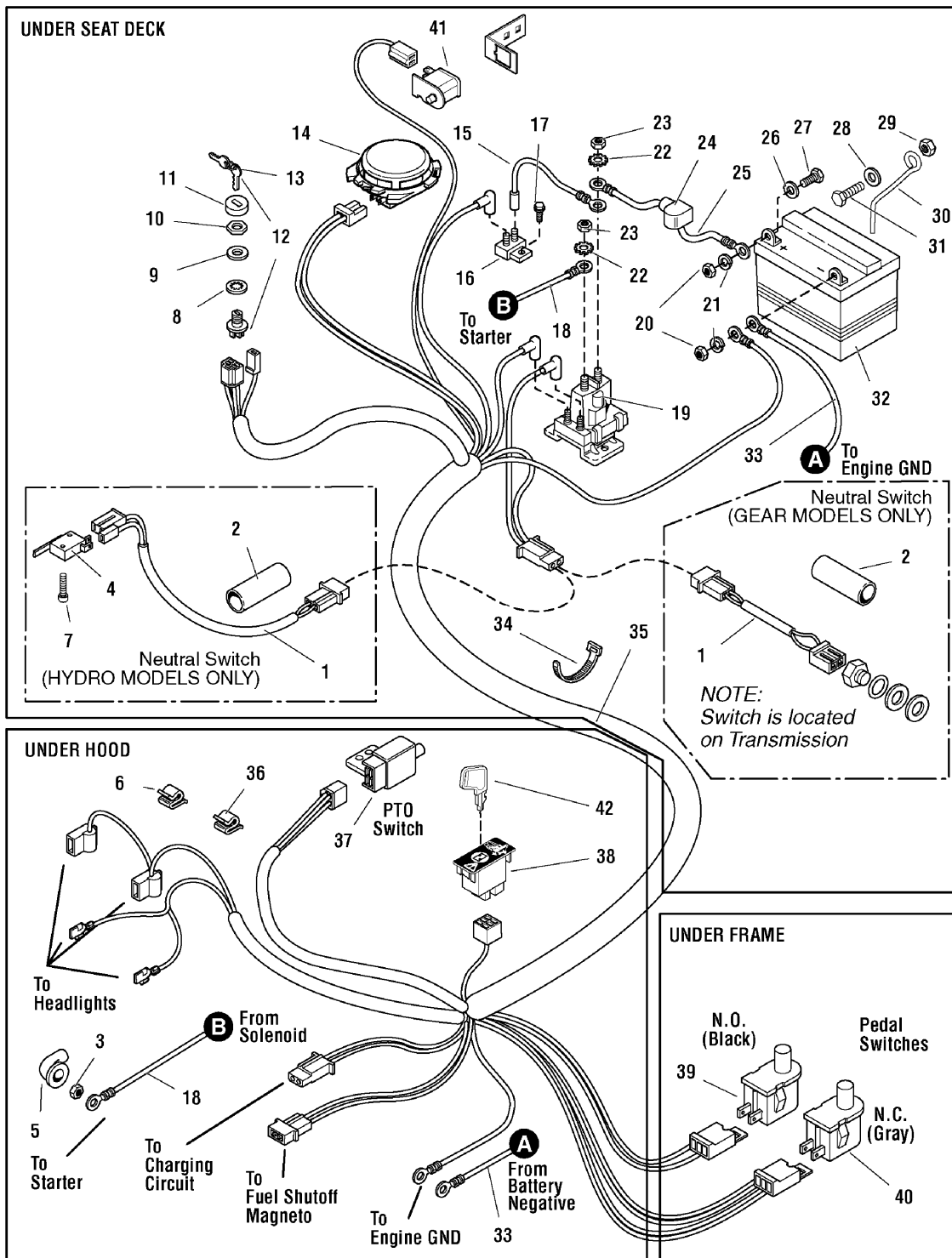
The above parts group applies to the following Mfg. Nos.:

1694655 - Regent	1694801 - 2518H	2690329 - 518H	2690405 - Regent
1694658 - Regent	1694804 - Regent	2690331 - 2518H	2690481 - Regent
1694662 - 518H	1694926 - Regent	2690334 - 2518H	2690482 - 2518H
1694664 - 2518H	1694927 - 2518H	2690391 - Regent	
1694668 - 2518H	2690321 - Regent	2690393 - Regent	
1694799 - Regent	2690325 - Regent	2690395 - 2518H	

Electrical Group

986692

NOTE: Unless noted otherwise, use the standard hardware torque specification chart.



The above parts group applies to the following Mfg. Nos.:

1694655 - Regent	1694801 - 2518H	2690329 - 518H	2690405 - Regent
1694658 - Regent	1694804 - Regent	2690331 - 2518H	2690481 - Regent
1694662 - 518H	1694926 - Regent	2690334 - 2518H	2690482 - 2518H
1694664 - 2518H	1694927 - 2518H	2690391 - Regent	
1694668 - 2518H	2690321 - Regent	2690393 - Regent	
1694799 - Regent	2690325 - Regent	2690395 - 2518H	

Electrical Group

REF NO	PART NO.	QTY.	DESCRIPTION
42	1726557SM	1	KEY, RMO Module, Plastic

Not for
Reproduction

Footnotes

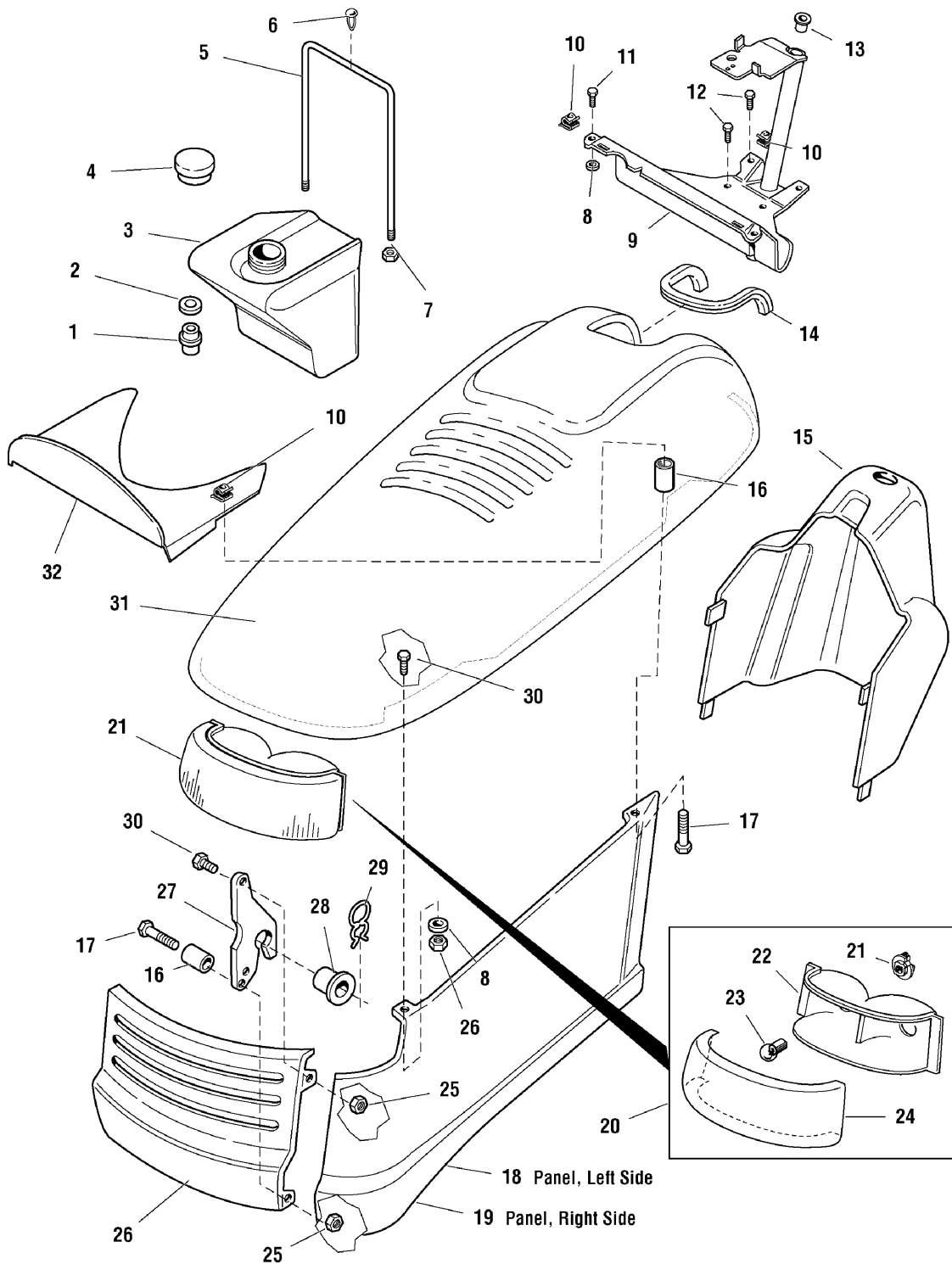
The above parts group applies to the following Mfg. Nos.:

1694655 - Regent	1694801 - 2518H	2690329 - 518H	2690405 - Regent
1694658 - Regent	1694804 - Regent	2690331 - 2518H	2690481 - Regent
1694662 - 518H	1694926 - Regent	2690334 - 2518H	2690482 - 2518H
1694664 - 2518H	1694927 - 2518H	2690391 - Regent	
1694668 - 2518H	2690321 - Regent	2690393 - Regent	
1694799 - Regent	2690325 - Regent	2690395 - 2518H	

Hood, Dash & Fuel Tank Group

986688

NOTE: Unless noted otherwise, use the standard hardware torque specification chart.



The above parts group applies to the following Mfg. Nos.:

1694655 - Regent	1694801 - 2518H	2690329 - 518H	2690405 - Regent
1694658 - Regent	1694804 - Regent	2690331 - 2518H	2690481 - Regent
1694662 - 518H	1694926 - Regent	2690334 - 2518H	2690482 - 2518H
1694664 - 2518H	1694927 - 2518H	2690391 - Regent	
1694668 - 2518H	2690321 - Regent	2690393 - Regent	
1694799 - Regent	2690325 - Regent	2690395 - 2518H	

Hood, Dash & Fuel Tank Group

REF NO	PART NO.	QTY.	DESCRIPTION
1	1674792SM	1	ELBOW
2	1726400SM	1	BUSHING
3	1687047SM	1	TANK, Fuel
4	1714020SM	1	CAP, Fuel Tank
5	1715044SM	1	STRAP
6	1704351SM	1	FASTENER, Panel
7	1919438SM	2	NUT, Hex Lock, 5/16-18
8	1921319SM	A/R	WASHER, 1/4 (2 used for Hood, A/R for Bulkhead)
9	1726965ASM	1	BULKHEAD & TUBE ASSEMBLY, Electric PTO
9	1726785ASM	1	BULKHEAD & TUBE ASSEMBLY, Manual PTO
10	1960368SM	6	NUT, Speed
11	1722737SM	4	SCREW, Hex Washer Head Taptite, 1/4-20 x 1/2
12	1925003SM	4	SCREW, Hex Washer Head Taptite, 1/4-20 x 1/2
13	2176440SM	1	BUSHING
14	1661348	2	MOLDING
15	1726924SM	1	DASHBOARD
16	1710703SM	2	SPACER
17	1922837SM	2	CAPSCREW, Hex Head, 1/4 - 20 x 1-1/2
18	1719484CSM	1	PANEL, Hood, LH
19	1719485CSM	1	PANEL, Hood, RH
20	1714353SM	1	HEADLIGHT ASSEMBLY (Includes Ref. Nos. 22, 23, 24 & 25)
21	1714787SM	2	SOCKET, Light
22	1714353SM	1	BEZEL, Housing
23	1677371SM	2	BULB, #1156
24	1714785SM	1	LENS, Headlight
25	1920397SM	6	NUT, Hex Lock, 1/4-20
26	1714352CSM	1	GRILLE
27	1714875A	2	HINGE
28	1704626SM	2	SPACER
29	1704628SM	2	PIN, Quick
30	1960295SM	6	CAPSCREW, Hex Head Flange Lock, 1/4-20 x 5/8
31	1719483C	1	HOOD-REGENT w/LOUVERS (ORANGE)
32	1727005ASM	1	DUCT, Cooling

Footnotes

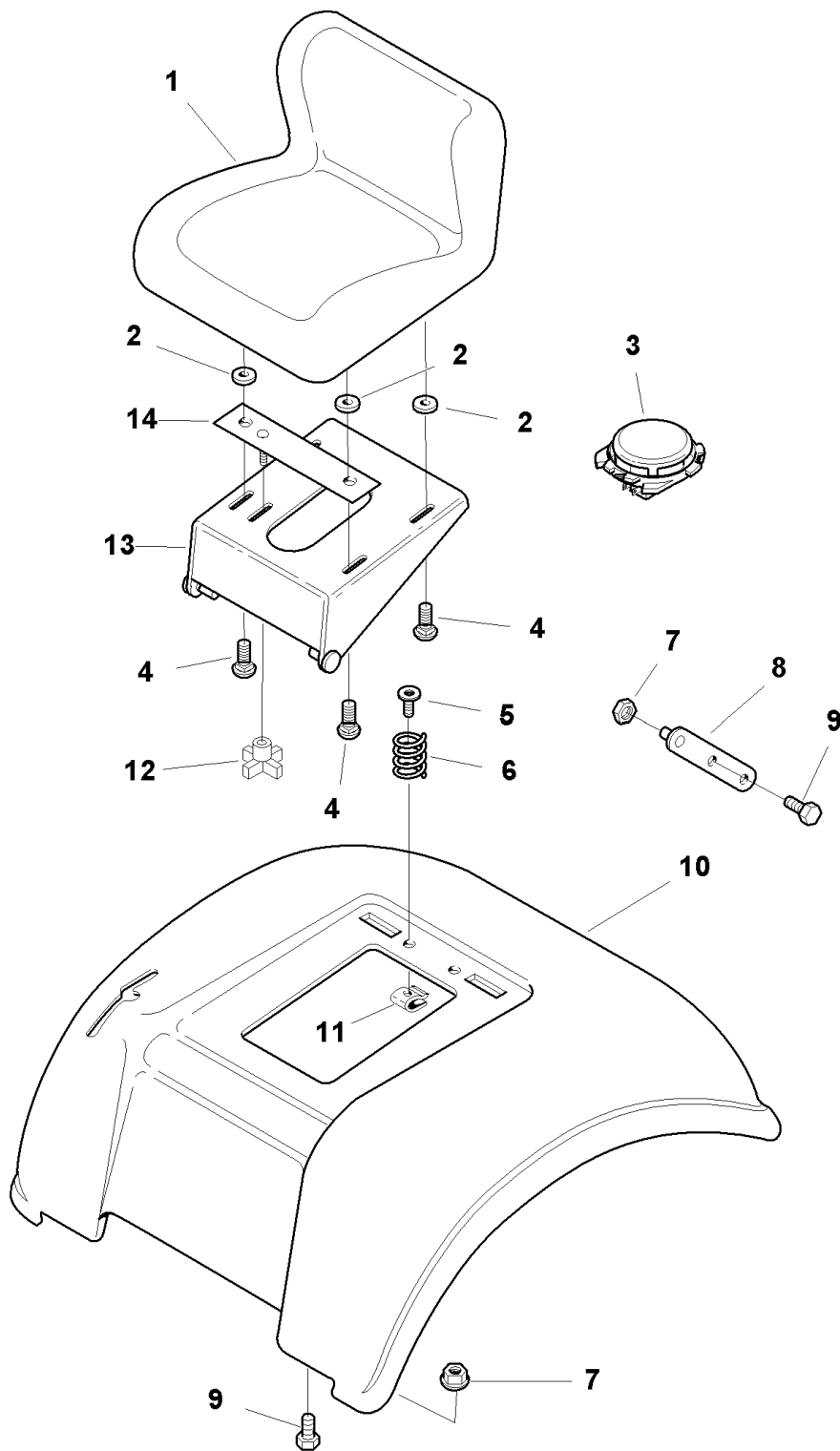
The above parts group applies to the following Mfg. Nos.:

1694655 - Regent	1694801 - 2518H	2690329 - 518H	2690405 - Regent
1694658 - Regent	1694804 - Regent	2690331 - 2518H	2690481 - Regent
1694662 - 518H	1694926 - Regent	2690334 - 2518H	2690482 - 2518H
1694664 - 2518H	1694927 - 2518H	2690391 - Regent	
1694668 - 2518H	2690321 - Regent	2690393 - Regent	
1694799 - Regent	2690325 - Regent	2690395 - 2518H	

Seat & Seat Deck Group

986201

NOTE: Unless noted otherwise,
use the standard hardware torque
specification chart.



The above parts group applies to the following Mfg. Nos.:

1694658 - Regent

2690325 - Regent

Seat & Seat Deck Group

REF NO	PART NO.	QTY.	DESCRIPTION
1	1713839SM	1	SEAT
2	1919381SM	4	WASHER
3	1718981SM	1	SWITCH, Seat
4	1716654SM	4	CARRIAGE BOLT, 5/16-18 x 3/4
5	1960486SM	2	SCREW, Flat Head, 5/16-18 x 1-1/4
6	1708360SM	2	SPRING, Compression
7	1931277SM	6	NUT, Hex Head Whiz Lock, 5/16-18
8	1713758SM	2	BAR
9	1930591SM	6	CAPSCREW, Hex Head, 5/16-18 x 3/4
10	1721440SM	1	DECK, Seat, Orange
11	1935255SM	2	NUT, Speed 5/16-18
12	1670578SM	1	KNOB
13	1722618SM	1	SUPPORT & PIN ASSEMBLY
14	1722655SM	1	CLAMP & SCREW ASSEMBLY

Not for
Reproduction

Footnotes

The above parts group applies to the following Mfg. Nos.:

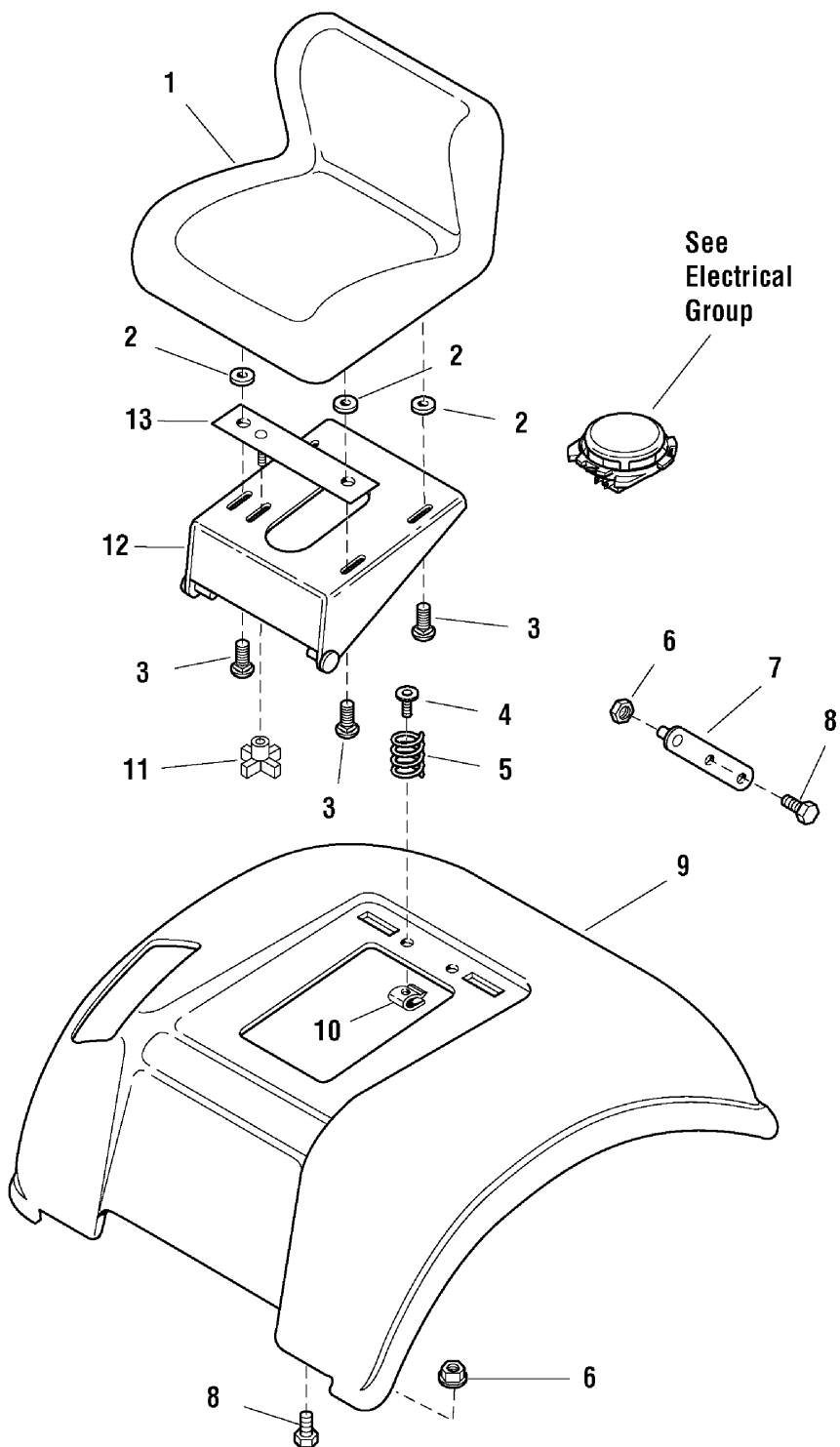
1694658 - Regent

2690325 - Regent

Seat & Seat Deck Group

986393

NOTE: Unless noted otherwise, use the standard hardware torque specification chart.



The above parts group applies to the following Mfg. Nos.:

1694655 - Regent	1694804 - Regent	2690334 - 2518H	2690482 - 2518H
1694662 - 518H	1694926 - Regent	2690391 - Regent	
1694664 - 2518H	1694927 - 2518H	2690393 - Regent	
1694668 - 2518H	2690321 - Regent	2690395 - 2518H	
1694799 - Regent	2690329 - 518H	2690405 - Regent	
1694801 - 2518H	2690331 - 2518H	2690481 - Regent	

Seat & Seat Deck Group

REF NO	PART NO.	QTY.	DESCRIPTION
1	1725486SM	1	SEAT
2	1919381SM	2	WASHER
3	1716654SM	4	CARRIAGE BOLT, 5/16-18 x 3/4
4	1960486SM	2	SCREW, Flat Head, 5/16-18 x 1-1/4
5	1708360SM	2	SPRING, Compression
6	1931277SM	6	NUT, Hex Head Whiz Lock, 5/16-18
7	1713758SM	2	BAR
8	1930591SM	6	CAPSCREW, Hex Head Whiz Lock Flange, 5/16-18 x 3/4
9	1714317C	1	DECK, Seat
10	1935255SM	2	NUT, Speed 5/16-18
11	1670578SM	1	KNOB
12	1725533SM	1	SUPPORT & PIN ASSEMBLY
13	1725530SM	1	CLAMP & SCREW ASSEMBLY

Not for
Reproduction

Footnotes

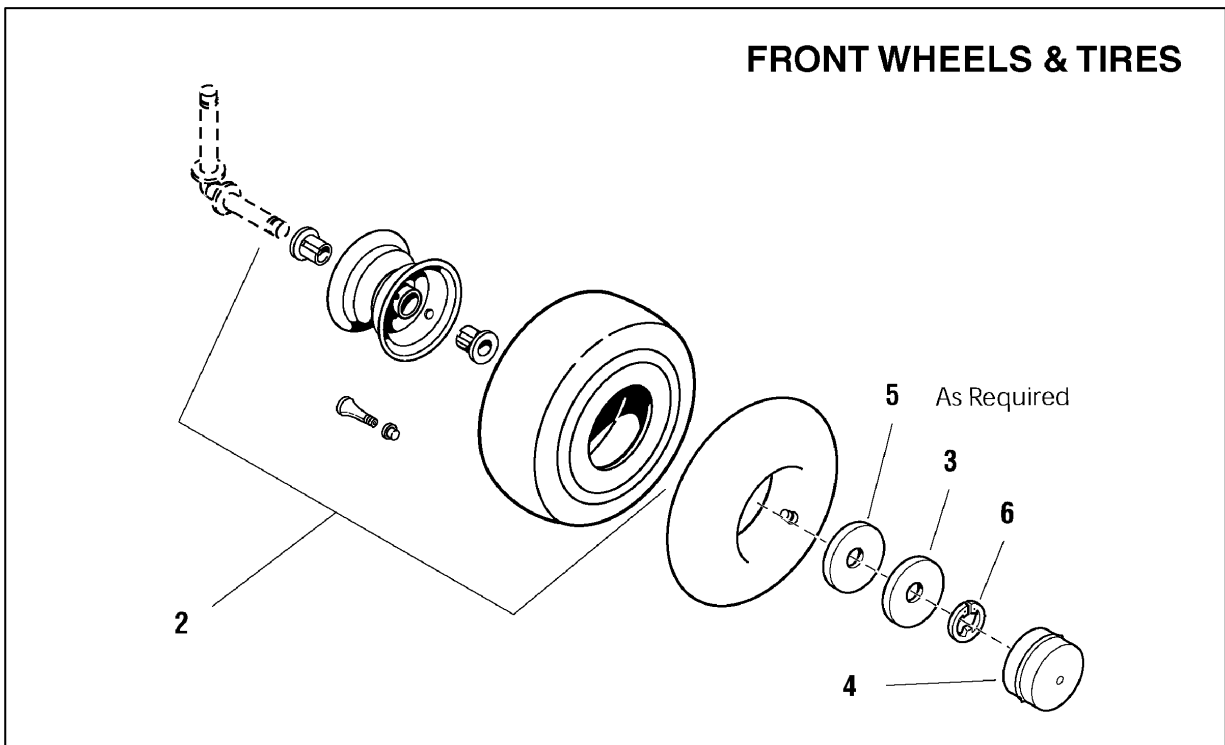
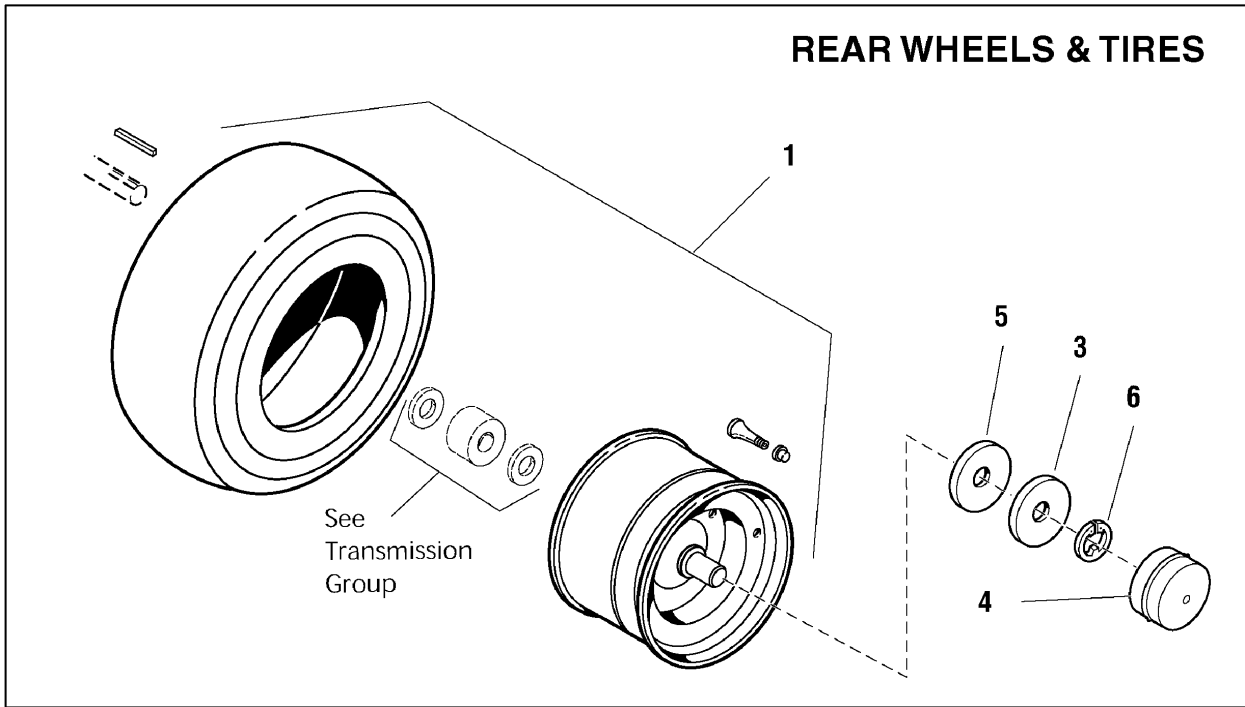
The above parts group applies to the following Mfg. Nos.:

1694655 - Regent	1694804 - Regent	2690334 - 2518H	2690482 - 2518H
1694662 - 518H	1694926 - Regent	2690391 - Regent	
1694664 - 2518H	1694927 - 2518H	2690393 - Regent	
1694668 - 2518H	2690321 - Regent	2690395 - 2518H	
1694799 - Regent	2690329 - 518H	2690405 - Regent	
1694801 - 2518H	2690331 - 2518H	2690481 - Regent	

Wheels & Tire Group

985867W

NOTE: Unless noted otherwise, use the standard hardware torque specification chart.



The above parts group applies to the following Mfg. Nos.:

1694655 - Regent	1694801 - 2518H	2690329 - 518H	2690405 - Regent
1694658 - Regent	1694804 - Regent	2690331 - 2518H	2690481 - Regent
1694662 - 518H	1694926 - Regent	2690334 - 2518H	2690482 - 2518H
1694664 - 2518H	1694927 - 2518H	2690391 - Regent	
1694668 - 2518H	2690321 - Regent	2690393 - Regent	
1694799 - Regent	2690325 - Regent	2690395 - 2518H	

Wheels & Tire Group

REF NO	PART NO.	QTY.	DESCRIPTION
1	1719450SM	2	WHEEL & TIRE ASSEMBLY, Rear 18 x 8-1/2-8
1	1716131SM	2	WHEEL & TIRE ASSEMBLY, Rear 20 x 8-8
2	1726303SM	2	WHEEL & TIRE ASSEMBLY, Front 15 x 6-6
2	1726302SM	2	WHEEL & TIRE ASSEMBLY, Front 15 x 6-1/2-6
3	1960160SM	4	WASHER, 3/4
4	1722675SM	4	CAP, Hub
5	2860202SM	4	WASHER, 3/4
6	2827794SM	4	E RING

Not for
Reproduction

Footnotes

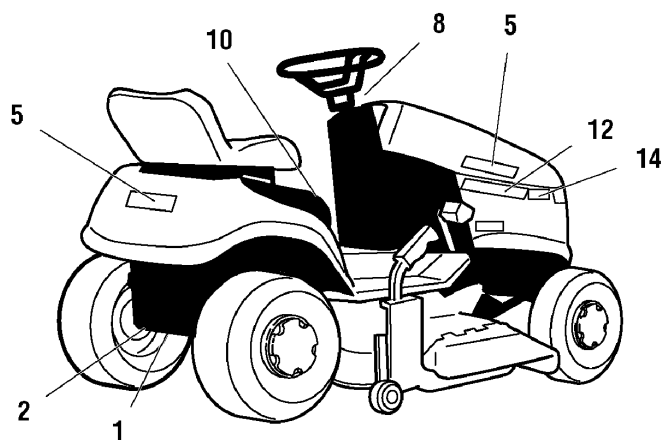
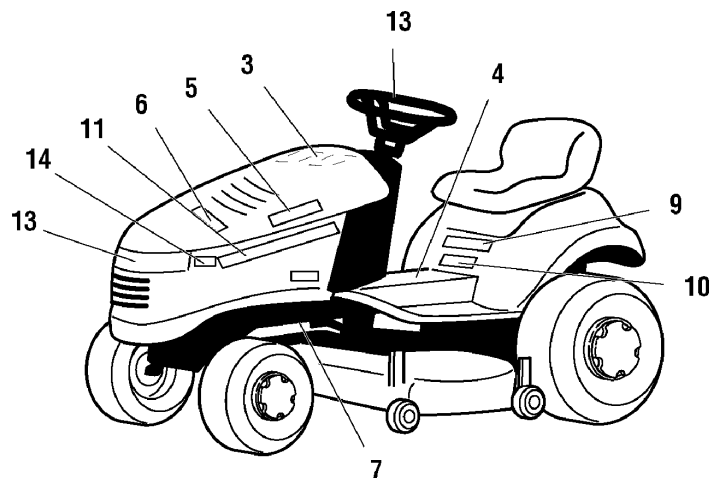
The above parts group applies to the following Mfg. Nos.:

1694655 - Regent	1694801 - 2518H	2690329 - 518H	2690405 - Regent
1694658 - Regent	1694804 - Regent	2690331 - 2518H	2690481 - Regent
1694662 - 518H	1694926 - Regent	2690334 - 2518H	2690482 - 2518H
1694664 - 2518H	1694927 - 2518H	2690391 - Regent	
1694668 - 2518H	2690321 - Regent	2690393 - Regent	
1694799 - Regent	2690325 - Regent	2690395 - 2518H	

Decals Group

NOTE: Unless noted otherwise, use the standard hardware torque specification chart.

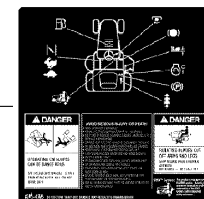
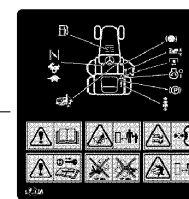

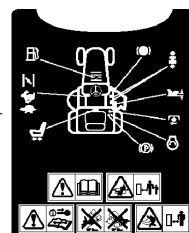
985867D



XXXXX TRACTORS
DRIVE BELTS & MOWER BLADES

Transmission Belt	XXXXXX
Hydro	XXXXXX
36" Blade	XXXXXX
Drive Belt	XXXXXX
Mower Blade - Left	XXXXXX
Mower Blade - Right	XXXXXX
48" Blade	XXXXXX
Deck Drive Belt	XXXXXX
Drive Belt	XXXXXX
48" / 44" Snowblower Drive Belt	XXXXXX

For safety and reliability, hold on joints to original manufacturer's (or, with our dealer, our name stamped on the part) to your assurance of quality.



TOUCH-UP PAINT PART NUMBERS

13 Or. Spray Gun Paint	188911
Dark Orange	188979
Solar Black	188979

The above parts group applies to the following Mfg. Nos.:

1694655 - Regent	1694801 - 2518H	2690329 - 518H	2690405 - Regent
1694658 - Regent	1694804 - Regent	2690331 - 2518H	2690481 - Regent
1694662 - 518H	1694926 - Regent	2690334 - 2518H	2690482 - 2518H
1694664 - 2518H	1694927 - 2518H	2690391 - Regent	
1694668 - 2518H	2690321 - Regent	2690393 - Regent	
1694799 - Regent	2690325 - Regent	2690395 - 2518H	

Decals Group

REF NO	PART NO.	QTY.	DESCRIPTION
1	1719635SM	1	DECAL, Transmission Release Valve
2	1708927	1	DECAL, USA Logo
3	1725157SM	1	DECAL, Drive Belts, Mower Blades
4	1726985SM	1	DECAL, Operating Instructions (DOM)(Simplicity)
4	1727829SM	1	DECAL, Operating Instructions (CE/Export)(Simplicity)
4	1726988SM	1	DECAL, Operating Instructions (CE/Export)(Simplicity)
4	1726987SM	1	DECAL, Operating Instructions (CE/Export)(Simplicity)
4	1719519SM	1	DECAL, Operating Instructions (AGCO)
4	1720625	1	DECAL, Operating Instructions (CE/Export) (AGCO)
4	1720944	1	DECAL, Operating Instructions (AGCO)
4	1716530SM	1	DECAL, Operating Instructions (AGCO)
4	1722814SM	1	DECAL, Operating Instructions (AGCO)
4	1723731SM	1	DECAL, Operating Instructions (AGCO)
4	1726986SM	1	DECAL, Operating Instructions (AGCO)
5	1722551SM	3	DECAL, Simplicity
6	1720454SM	1	DECAL, Touch up Paint (Simplicity, AGCO)
6	1725072SM	1	DECAL, Touch up Paint (Massey)
7	1713054	1	DECAL, Patent
8	1719776SM	1	DECAL, PTO Control
9	1722772SM	1	DECAL, Regent
10	1722779SM	1	DECAL, 18HP (Simplicity)
10	1722548SM	1	DECAL, 15HP (AGCO)
10	1722549SM	1	DECAL, 16HP (AGCO)
10	1722550SM	1	DECAL, 17HP (AGCO)
10	1727218SM	1	DECAL, 518 (AGCO)
10	1727219SM	1	DECAL, 2518 (Massey)
11	1719517SM	1	DECAL, Stripe L.H. (Simplicity)
11	1722557SM	1	DECAL, Stripe L.H. (AGCO)
11	1720515SM	1	DECAL, Stripe L.H. (Massey)
12	1719516SM	1	DECAL, Stripe R.H. (Simplicity)
12	1722558SM	1	DECAL, Stripe R.H. (AGCO)
12	1720516SM	1	DECAL, Stripe R.H. (Massey)
13	1717692SM	1	DECAL, Simplicity, Icon
13	1708926SM	2	DECAL, AGCO
13	1714363SM	2	DECAL, Massey Ferguson
14	1722720SM	2	DECAL, 515 (AGCO)
14	1722722SM	2	DECAL, 516 (AGCO)
14	1722724SM	2	DECAL, 517 (AGCO)
-	1666816	0	GREASE, Multi Purpose
-	1663553	0	LUBRICANT, Anti Seize
-	1666820	0	OIL, 10W-30

Footnotes

The above parts group applies to the following Mfg. Nos.:

1694655 - Regent	1694801 - 2518H	2690329 - 518H	2690405 - Regent
1694658 - Regent	1694804 - Regent	2690331 - 2518H	2690481 - Regent
1694662 - 518H	1694926 - Regent	2690334 - 2518H	2690482 - 2518H
1694664 - 2518H	1694927 - 2518H	2690391 - Regent	
1694668 - 2518H	2690321 - Regent	2690393 - Regent	
1694799 - Regent	2690325 - Regent	2690395 - 2518H	

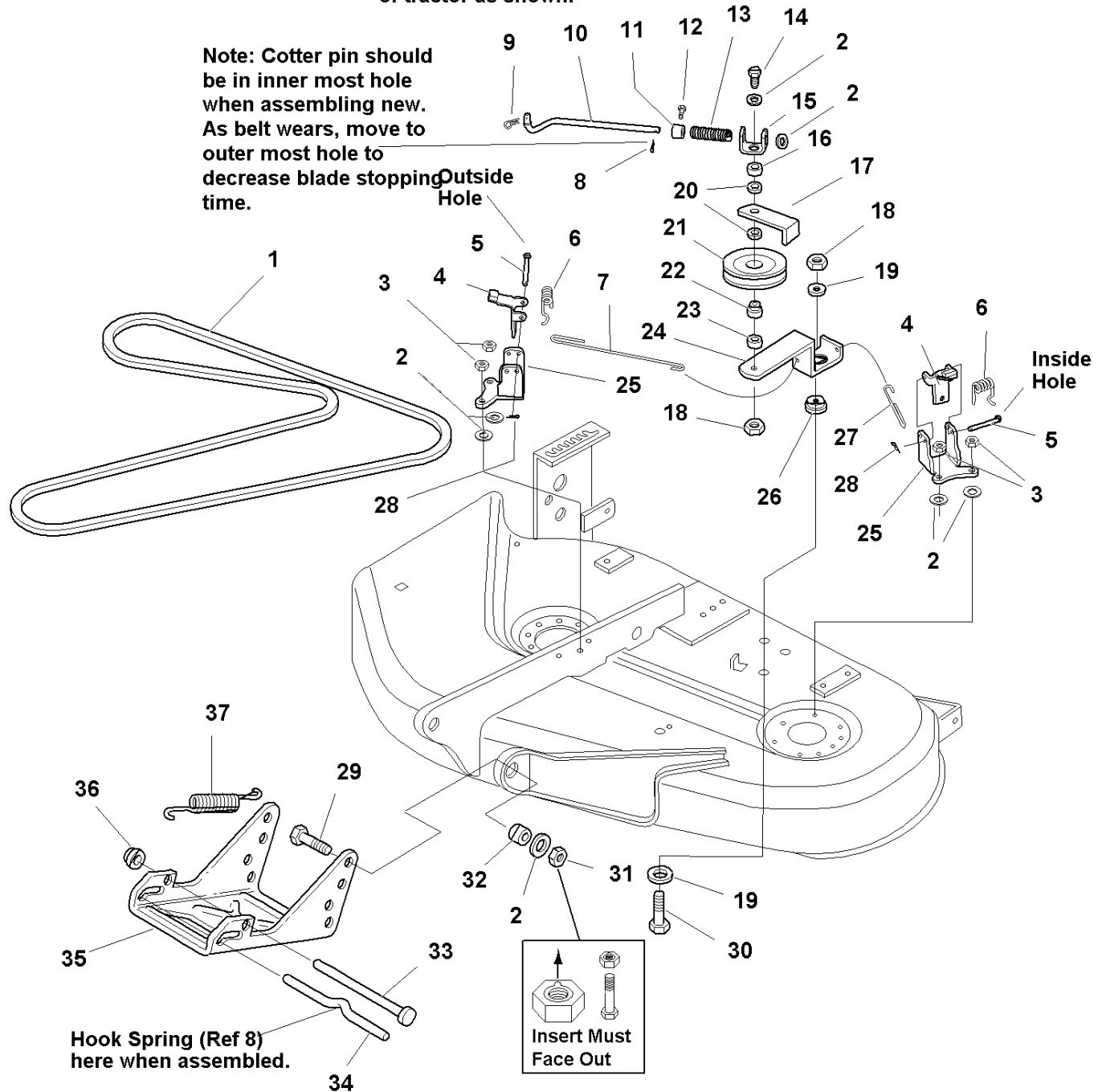
38" Mower Deck - Belt, Idler Arm & Hitch

985487

NOTE: Unless noted otherwise, use the standard hardware torque specification chart.

Note: Item Ref. No. 9 must be assembled from inside of tractor as shown.

Note: Cotter pin should be in inner most hole when assembling new. As belt wears, move to outer most hole to decrease blade stopping time.



Hook Spring (Ref 8) here when assembled.

↑
Insert Must Face Out

The above parts group applies to the following Mfg. Nos.:

- 1694688 - 38" Mower
- 1694689 - 38" Mower
- 1694690 - 38" Mower
- 1694691 - 38" Mower
- 2690321 - Regent
- 2690329 - 518H

38" Mower Deck - Belt, Idler Arm & Hitch

REF NO	PART NO.	QTY.	DESCRIPTION
1	1716854SM	1	V-BELT
2	1924940SM	7	WASHER, 3/8
3	1927557SM	4	NUT, Hex Head Flange Lock, 5/16
4	1719419SM	2	ACTUATOR & PAD ASSEMBLY
5	1960607SM	2	PIN
6	1719526SM	2	SPRING, Torsion
7	1719434SM	1	ROD
8	1918451SM	1	PIN, Cotter
9	1960074SM	1	CLIP
10	1720450SM	1	ROD
11	1719777SM	1	COLLAR, Set
12	1928721SM	1	SCREW, Set, Cup Point, 5/16-18 x 1/2, G8
13	1720462SM	1	SPRING, Compression
14	1921972SM	1	CAPSCREW, Hex Head, 3/8-16 x 2-1/2
15	1719539SM	1	GUIDE
16	2108717SM	1	SPACER
17	1677135ASM	1	GUARD, Spring
18	1960339SM	2	NUT, Hex Head Flange Lock, 3/8-16
19	1924356SM	2	WASHER, 3/8
20	1922755SM	2	WASHER, 3/8
21	1685150SM	1	PULLEY ASSEMBLY, (Includes Ref. No. 22)
22	1716553SM	1	HUB
23	1667812SM	1	SPACER
24	1720594SM	1	ARM
25	1719427SM	2	BRACKET, Support
26	1714255SM	1	SPACER
27	1719433SM	1	ROD
28	1918447SM	2	PIN, Cotter
29	1921968SM	2	CAPSCREW, Hex Head, 3/8-16 x 1-3/8
30	1922605SM	1	CAPSCREW, Hex Head, 3/8-16 x 1-1/4, G8
31	2860681SM	2	NUT, Hex Lock, Aluminum Insert, 3/8-16
32	2157081SM	2	SPACER
33	1713578SM	1	ROD
34	1715759SM	1	ROD
35	1713561A	1	HITCH, Mower
36	1960519SM	1	NUT, Push, 1/2
37	2156302	1	SPRING, Extension

Footnotes

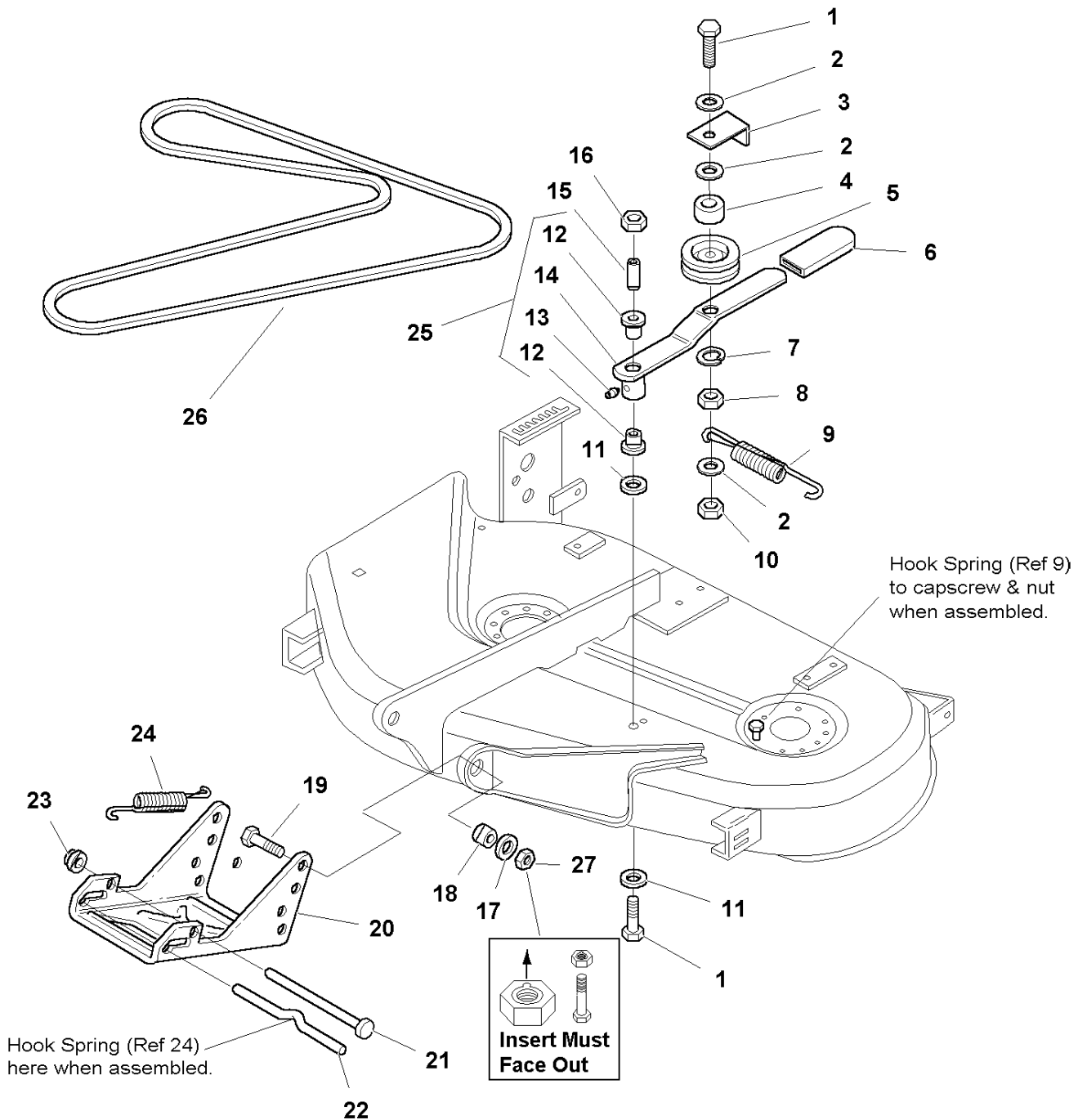
The above parts group applies to the following Mfg. Nos.:

1694688 - 38" Mower
1694689 - 38" Mower
1694690 - 38" Mower
1694691 - 38" Mower
2690321 - Regent
2690329 - 518H

38" Mower Deck - Belt, Idler Arm & Hitch Group

985293

NOTE: Unless noted otherwise,
use the standard hardware torque
specification chart.



The above parts group applies to the following Mfg. Nos.:

2690331 - 2518H

38" Mower Deck - Belt, Idler Arm & Hitch Group

REF NO	PART NO.	QTY.	DESCRIPTION
1	1928957SM	2	CAPSCREW, Hex Head, 3/8-16 x 2-3/4 G8
2	1922755SM	4	WASHER, Plain, 3/8
3	1677135ASM	1	GUARD, Spring
4	1666294SM	1	SPACER
5	1685150SM	1	PULLEY ASSEMBLY KIT, (Includes Ref. No. 4)
6	1665835	1	GRIP, Lever
7	1916965SM	1	LOCKWASHER, 3/8
8	1916950SM	1	NUT, Hex, 3/8-16
9	1715435SM	1	SPRING, Idler Arm
10	1919439SM	1	NUT, ESNA Hex Lock, 3/8-16
11	1924356SM	2	WASHER , 3/8
12	1663114SM	2	BUSHING, 5/8, Nylon
13	2812808SM	1	FITTING, Grease
14	*	1	CLUTCH LEVER ASSEMBLY, See Ref. No. 25
15	1657242SM	1	SPACER
16	1960339SM	1	NUT, Hex Flange Lock, 3/8-16
17	1924940SM	2	WASHER, Plain, 3/8
18	2157081SM	2	SPACER
19	1921968SM	2	CAPSCREW, Hex Head, 3/8-16 x 1-3/8
20	1713561A	1	HITCH
21	1713578SM	1	ROD, Mower Hitch
22	1715759SM	1	ROD, Latch
23	1960519SM	1	NUT, Push, 1/2
24	2156302	1	SPRING, Hitch Release
25	1704520ASM	1	CLUTCH LEVER ASSEMBLY w/ BUSHINGS, (Includes Ref. Nos. 12, 13, and 14)
26	1716854SM	1	V-BELT, Arbor Drive
27	2860681SM	2	NUT, Hex Lock Aluminum Insert, 3/8-16

Footnotes

Note* Not Serviced Separately.

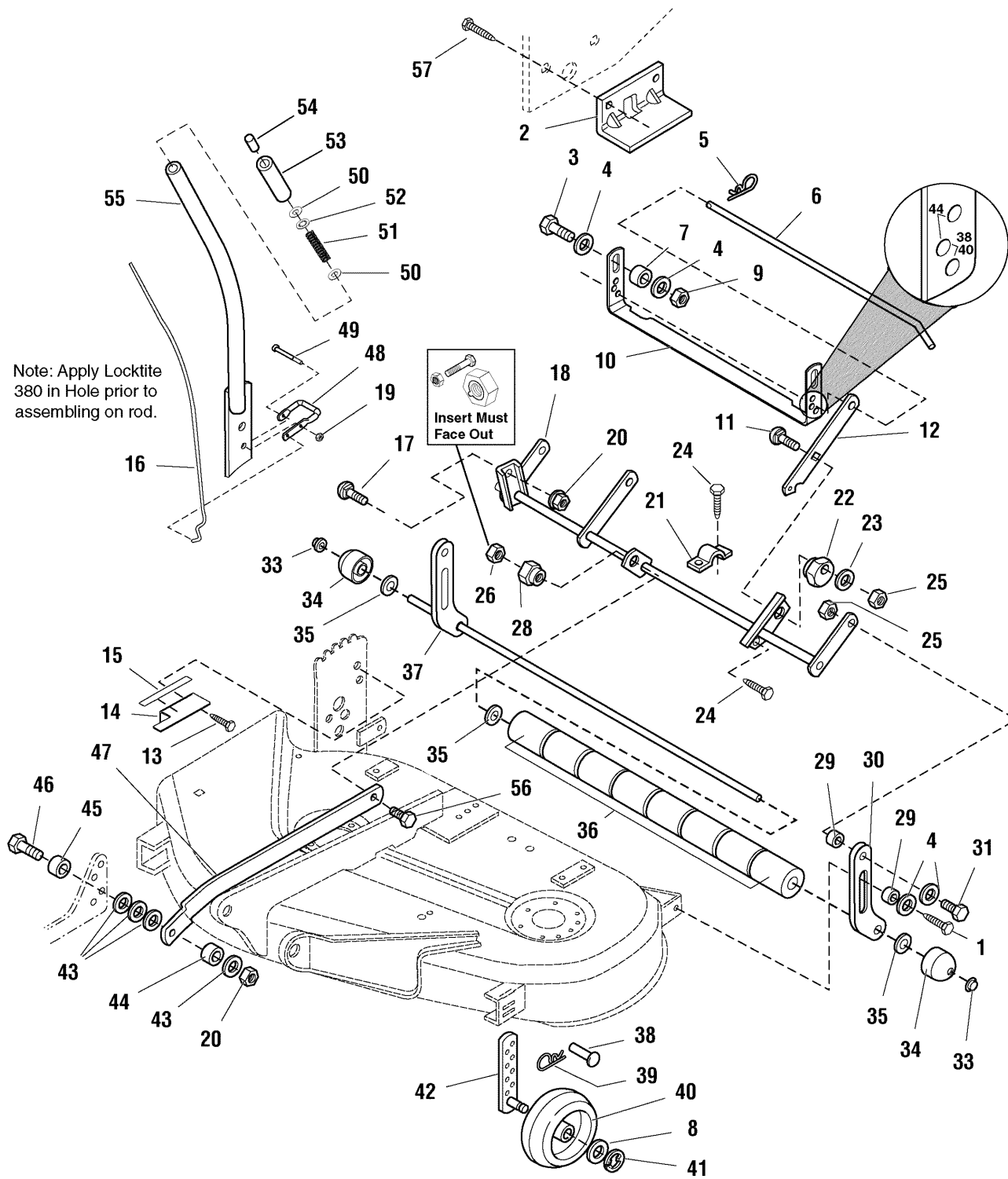
The above parts group applies to the following Mfg. Nos.:

2690331 - 2518H

38" Mower Deck - Height Adjustment & Roller Bar

NOTE: Unless noted otherwise, use the standard hardware torque specification chart.

85777AA



The above parts group applies to the following Mfg. Nos.:

2690331 - 2518H

38" Mower Deck - Height Adjustment & Roller Bar

REF NO	PART NO.	QTY.	DESCRIPTION
1	1960373SM	3	CAPSCREW, Taptite Hex Washer Head, 5/16-18 x 1
2	1714910ASM	1	BRACKET, Upstop
3	1921977SM	2	CAPSCREW, Hex Head, 5/16-18 x 1-1/4
4	1960044SM	8	WASHER, 5/16
5	1960074SM	1	CLIP, Spring
6	1714529SM	1	ROD, Transport
7	1710703SM	2	SPACER
8	1960027SM	2	WASHER, 1/2
9	1923362SM	2	NUT, Hex Lock, 5/16-18
10	1720372A	1	U-BRACKET
11	1960655SM	1	CARRIAGE BOLT, 5/16-18 x 1-1/4
12	1717297A	1	ARM, Rear
13	1924856SM	2	CAPSCREW, Hex Head, Taptite, 5/16-18 x 1/2
14	1721635A	1	BRACKET, Decal
15	1720919SM	1	DECAL, Height
16	1721634SM	1	ROD, Latch
17	1931350SM	1	CARRIAGE BOLT, 3/8-16 x 1
18	1724493ASM	1	ROCKER ARM ASSEMBLY
19	1920397SM	1	NUT, Hex Lock, 1/4-20
20	1919439SM	2	NUT, Hex Lock ESNA, 3/8-16
21	1665374SM	1	STRAP
22	1714879SM	1	ECCENTRIC
23	1924874SM	1	WASHER, Flat, 5/16
24	1664847SM	3	CAPSCREW, Taptite Hex Washer Head, 5/16-18 x 3/4
25	2860643SM	3	NUT, Hex, Flange Collar Lock, 5/16-18
26	2860681SM	2	NUT, Hex Lock, Aluminum Insert, 3/8-16
28	1704082SM	1	NUT, Adjuster
29	1960236SM	4	SPACER
30	1719846ASM	1	BAR, Roller, Support
31	1921333SM	2	CAPSCREW, Hex Head, 5/16-18 x 1
33	1960520SM	2	PUSHNUT, 5/8"
34	1717675SM	2	ROLLER, End
35	1924366SM	3	WASHER, 5/8
36	1668513SM	8	ROLLER
37	1719905ASM	1	SHAFT ASSEMBLY
38	1960288SM	2	PIN
39	1960221SM	2	CLIP, Hair
40	1714760SM	2	GAUGE WHEEL
41	2158399SM	2	E-RING, 1/2
42	1714878ASM	2	ARM ASSEMBLY, Adjustable
43	1924940SM	4	WASHER, Flat, 3/8
44	1611705SM	1	SPACER
45	1715024SM	1	SPACER
46	1923701SM	1	CAPSCREW, Hex Head, 3/8-16 x 2

Footnotes

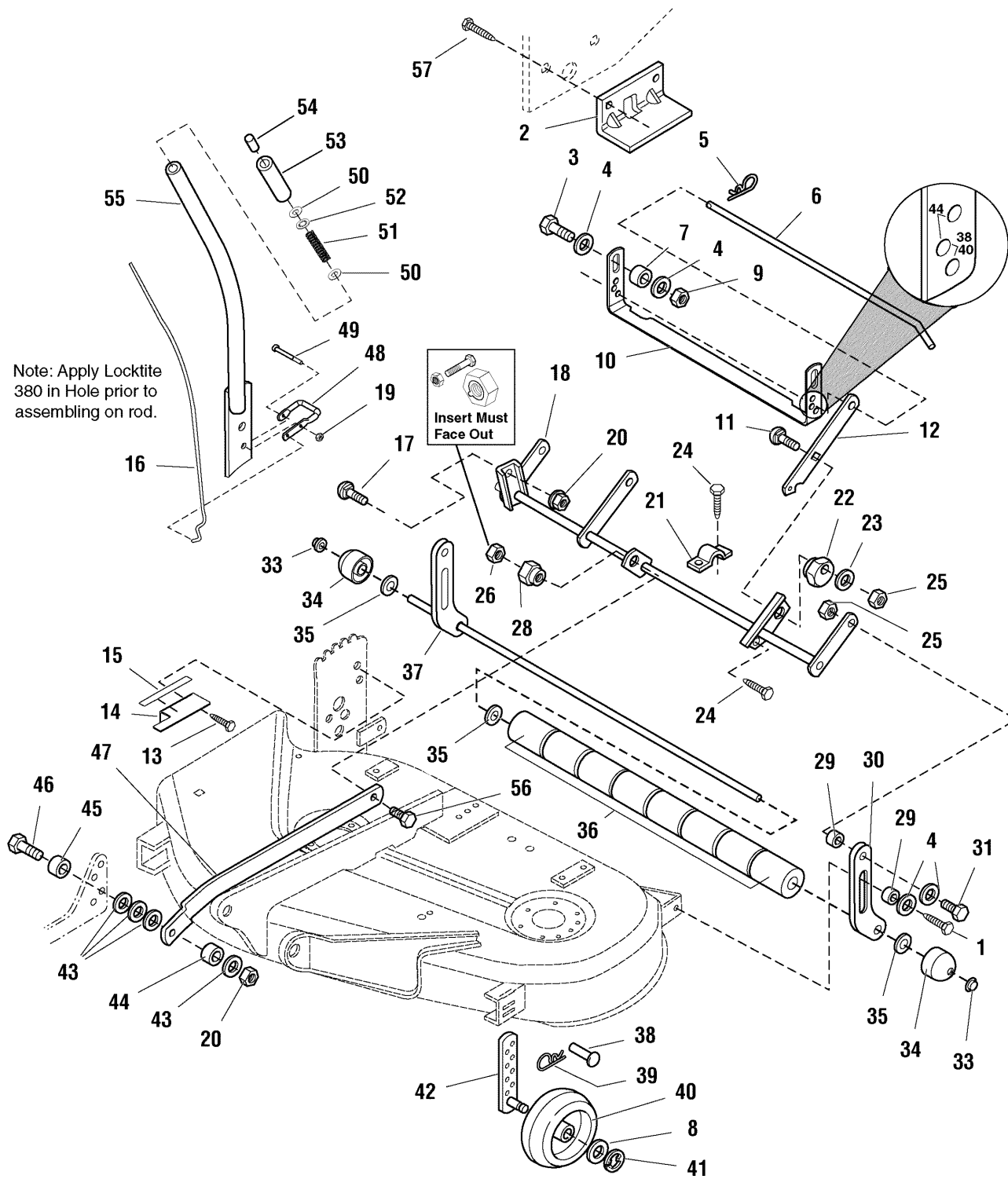
The above parts group applies to the following Mfg. Nos.:

2690331 - 2518H

38" Mower Deck - Height Adjustment & Roller Bar

NOTE: Unless noted otherwise, use the standard hardware torque specification chart.

85777AA



The above parts group applies to the following Mfg. Nos.:

2690331 - 2518H

38" Mower Deck - Height Adjustment & Roller Bar

REF NO	PART NO.	QTY.	DESCRIPTION
47	1721081ASM	1	ARM, Pitch
48	1720599SM	1	LATCH
49	1921159SM	1	CAPSCREW, Hex, 1/4-20 x 2-1/4
50	1918265SM	2	WASHER
51	1723321SM	1	SPRING, Compression
52	1960674SM	1	PUSH NUT, 1/4
53	1713995SM	1	GRIP
54	1723124SM	1	BUTTON
55	1721620ASM	1	HANDLE ASSEMBLY
56	1931352SM	1	CARRIAGE BOLT, 3/8-16 x 1-1/2
57	1960541SM	1	CAPSCREW, Taptite Hex Washer Head, 5/16-18 x 5/8

Not for
Reproduction

Footnotes

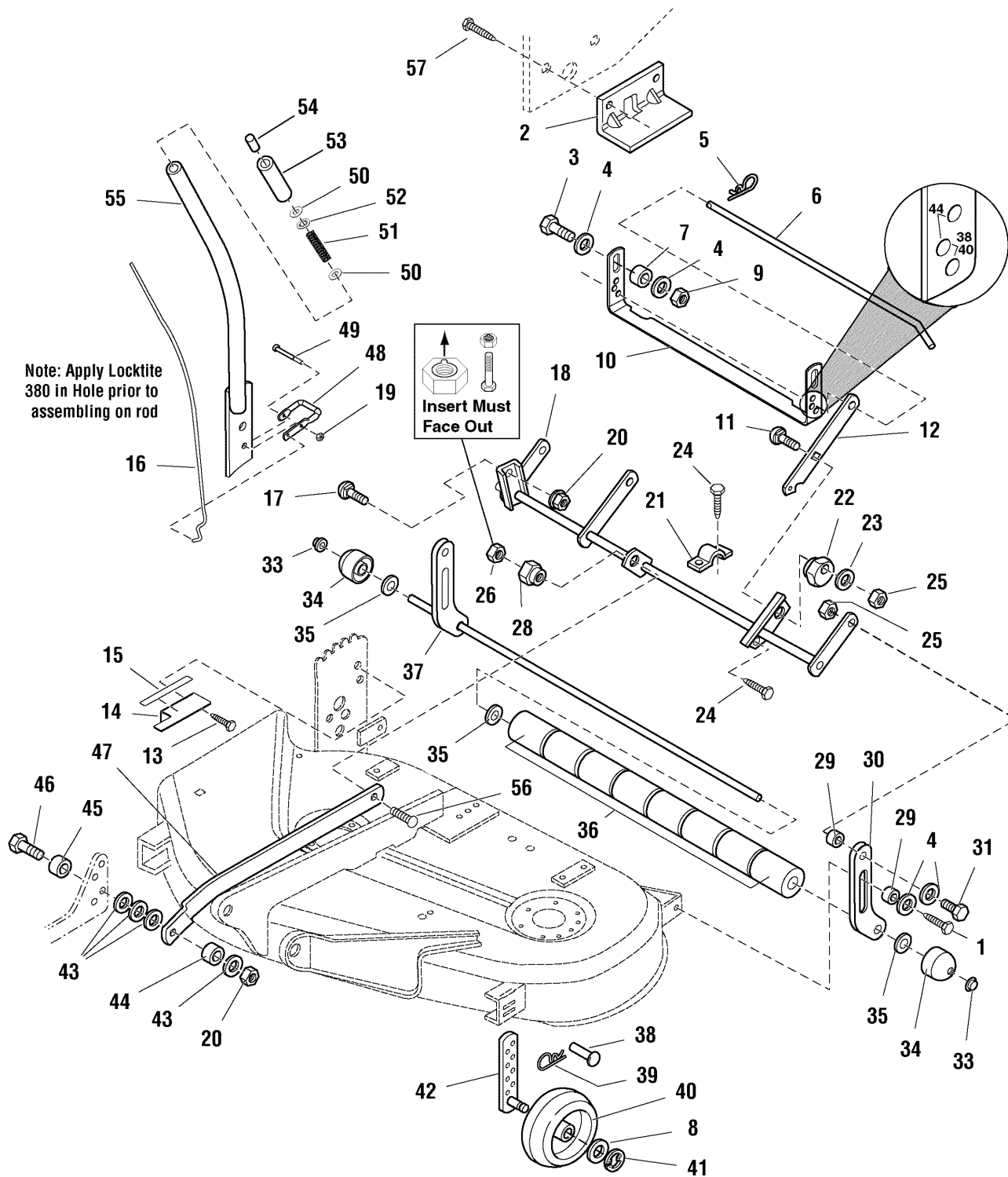
The above parts group applies to the following Mfg. Nos.:

2690331 - 2518H

38" Mower Deck - Height Adjustment & Roller Bar

NOTE: Unless noted otherwise, use the standard hardware torque specification chart.

86068AA



The above parts group applies to the following Mfg. Nos.:

- 1694688 - 38" Mower
- 1694689 - 38" Mower
- 1694690 - 38" Mower
- 1694691 - 38" Mower
- 2690321 - Regent
- 2690329 - 518H

38" Mower Deck - Height Adjustment & Roller Bar

REF NO	PART NO.	QTY.	DESCRIPTION
1	1960373SM	2	CAPSCREW, Taptite Hex Washer Head, 5/16-18 x 1
2	1714910ASM	1	BRACKET, Upstop
3	1921977SM	2	CAPSCREW, Hex Head, 5/16-18 x 1-1/4
4	1960044SM	8	WASHER, 5/16
5	1960074SM	1	CLIP, Spring
6	1714529SM	1	ROD, Transport
7	1710703SM	2	SPACER
8	1960027SM	2	WASHER, 1/2
9	1923362SM	2	NUT, Hex Lock, 5/16-18
10	1720372A	1	U-BRACKET
11	1960655SM	1	CARRIAGE BOLT, 5/16-18 x 1-1/4
12	1717297A	1	ARM, Rear
13	1924856SM	2	CAPSCREW, Hex Head, Taptite, 5/16-18 x 1/2
14	1721635A	1	BRACKET, Decal
15	1720919SM	1	DECAL, Height
16	1721634SM	1	ROD LATCH
17	1931350SM	1	CARRIAGE BOLT, 3/8-16 x 1
18	1724493	1	ROCKER ARM ASSEMBLY
19	1920397SM	1	NUT, Hex Lock, 1/4-20
20	1919439SM	2	NUT, Hex, Lock ESNA, 3/8-16
21	1665374SM	1	STRAP
22	1714879SM	1	ECCENTRIC
23	1924874SM	1	WASHER, Flat, 5/16
24	1664847SM	3	CAPSCREW, Taptite Hex Washer Head, 5/16-18 x 3/4
25	2860643SM	3	NUT, Hex, Flange Collar Lock, 5/16-18
26	2860681SM	2	NUT, Top Lock Spiral Lock Flange, 3/8-16
28	1704082SM	1	NUT, Adjuster
30	1719846ASM	1	BAR, Roller, Support
29	1960236SM	4	SPACER
31	1921333SM	2	CAPSCREW, Hex Head, 5/16-18 x 1
33	1960520SM	2	PUSHNUT, 5/8"
34	1717675SM	2	ROLLER, End
35	1924366SM	3	WASHER, 5/8
36	1668513SM	8	ROLLER
37	1719905ASM	1	SHAFT ASSEMBLY
38	1960288SM	2	PIN
39	1960221SM	2	CLIP, Hair
40	1714760SM	2	GAUGE WHEEL
41	2158399SM	2	E-RING, 1/2
42	1714878ASM	2	ARM ASSEMBLY, Adjustable
43	1924940SM	4	WASHER, Flat, 3/8
44	1611705SM	1	SPACER
45	1715024SM	1	SPACER
46	1923701SM	1	CAPSCREW, Hex Head, 3/8-16 x 2

Footnotes

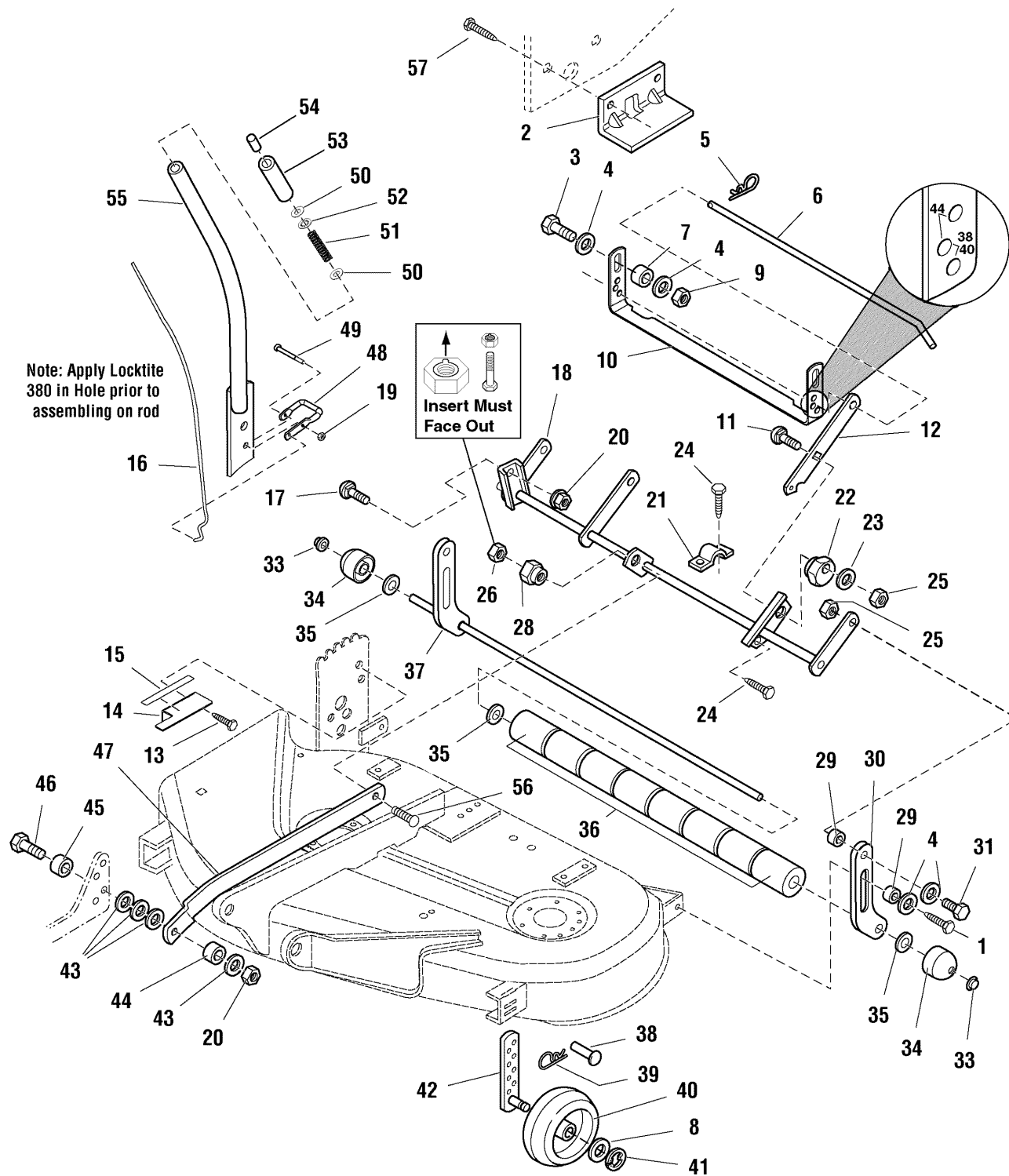
The above parts group applies to the following Mfg. Nos.:

1694688 - 38" Mower
 1694689 - 38" Mower
 1694690 - 38" Mower
 1694691 - 38" Mower
 2690321 - Regent
 2690329 - 518H

38" Mower Deck - Height Adjustment & Roller Bar

NOTE: Unless noted otherwise, use the standard hardware torque specification chart.

86068AA



The above parts group applies to the following Mfg. Nos.:

- 1694688 - 38" Mower
- 1694689 - 38" Mower
- 1694690 - 38" Mower
- 1694691 - 38" Mower
- 2690321 - Regent
- 2690329 - 518H

38" Mower Deck - Height Adjustment & Roller Bar

REF NO	PART NO.	QTY.	DESCRIPTION
47	1721081ASM	1	ARM, Pitch
48	1720599SM	1	LATCH
49	1921159SM	1	CAPSCREW, Hex Head, 1/4-20 x 2-1/4
50	1918265SM	2	WASHER
51	1723321SM	1	SPRING, Compression
52	1960674SM	1	PUSHNUT, 1/4
53	1713995SM	1	GRIP
54	1723124SM	1	BUTTON
55	1721620ASM	1	HANDLE ASSEMBLY
56	1931352SM	1	CARRIAGE BOLT, 3/8-16 x 1-1/2
57	1960541SM	2	CAPSCREW, Taptite 5/16-18 x 5/8

Not for
Reproduction

Footnotes

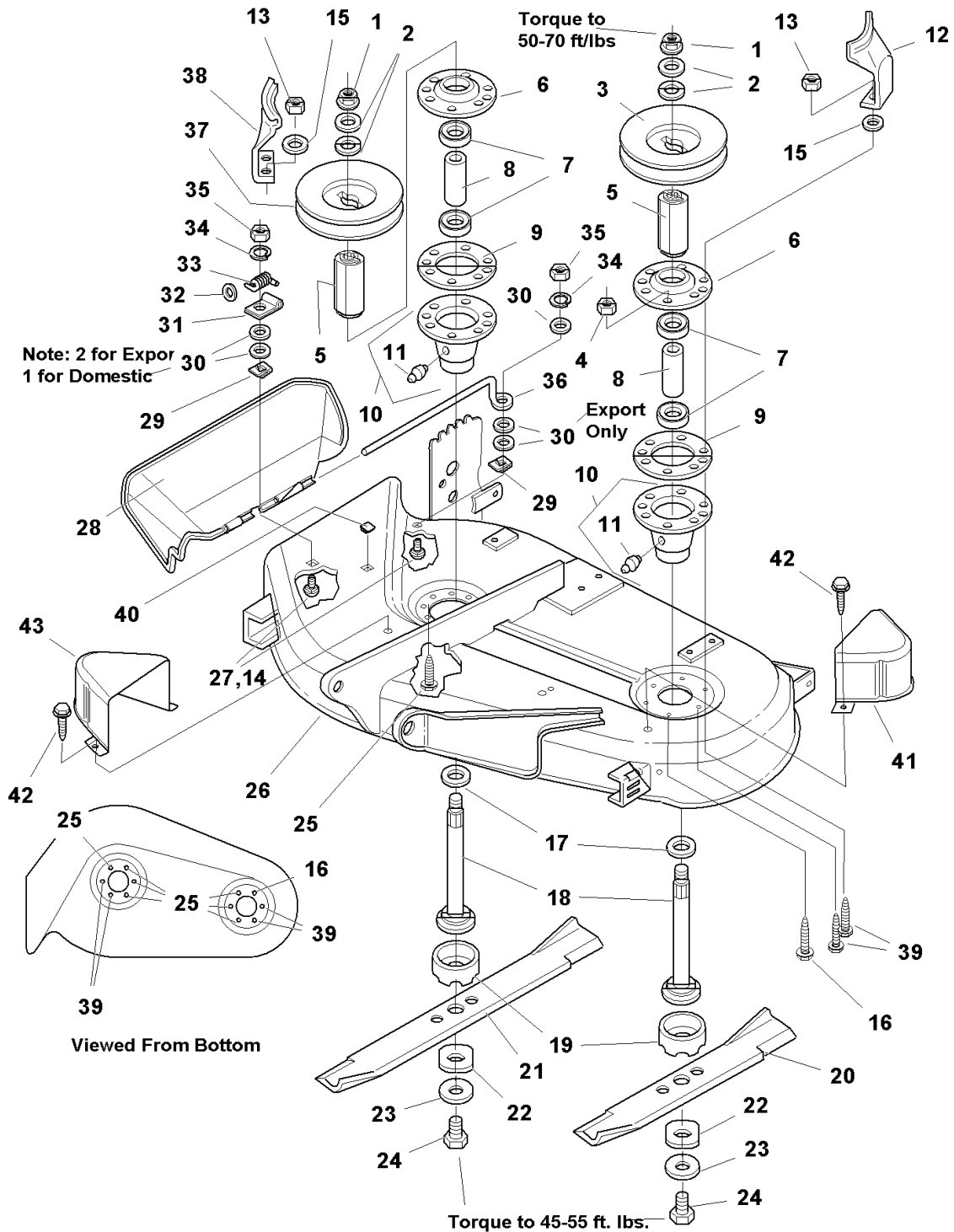
The above parts group applies to the following Mfg. Nos.:

1694688 - 38" Mower
1694689 - 38" Mower
1694690 - 38" Mower
1694691 - 38" Mower
2690321 - Regent
2690329 - 518H

38" Mower Deck - Housing, Arbors & Blades Group

985780

NOTE: Unless noted otherwise, use the standard hardware torque specification chart.



The above parts group applies to the following Mfg. Nos.:

2690331 - 2518H

38" Mower Deck - Housing, Arbors & Blades Group

REF NO	PART NO.	QTY.	DESCRIPTION
1	1714419SM	2	NUT, Hex, Flange, 9/16-8
2	1713675SM	4	WASHER, Belleville
3	1720387SM	1	PULLEY, LH, 4" OD
4	1917372SM	1	NUT, Hex, 5/16-18
5	1713616SM	2	HUB
6	1713199ASM	2	COVER, Arbor Housing
7	1705897SM	4	BEARING
8	1732543SM	2	SPACER
9	1707335SM	2	GASKET, Foam
10	1713338ASM	2	HOUSING ASSEMBLY, Arbor Bottom, w/Lube Fitting (Includes Ref. No. 11)
11	1704314SM	2	FITTING, Grease
12	1714321A	1	STOP, Belt, LH
13	1927557SM	4	NUT, Hex, Whiz Lock, 5/16-18
14	1931320SM	2	CARRIAGE BOLT, 1/4-20 x 1-1/4 (CE/Export)
15	1924940SM	4	WASHER, Flat, 3/8
16	2960678SM	1	CAPSCREW, Taptite Hex Washer Head, 5/16-18 x 1-3/4
17	1713619SM	2	WASHER
18	1713612SM	2	SHAFT, Arbor
19	1713196SM	2	SHIELD, Grass, Lower
20	1704856ASM	1	BLADE, Mower, 16-1/8
21	1704101ASM	1	BLADE, Mower, 22-1/4
22	1713089SM	2	WASHER, Hex
23	1656916SM	2	WASHER, Spring
24	2823471SM	2	CAPSCREW, Hex Head, 7/16-14 x -1/4
25	1664847SM	7	CAPSCREW, Taptite Hex Washer Head, 5/16-18 x 3/4
26	1686826SM	1	MOWER DECK HOUSING, 38", Orange
26	1687172SM	1	MOWER DECK HOUSING, 38", Red
26	1687151SM	1	MOWER DECK HOUSING, 38", Black
27	1931318SM	2	CARRIAGE BOLT, 1/4-20 x 7/8
27	1931320SM	2	CARRIAGE BOLT, 1/4-20 x 1-1/4, (6 Total for CE)
28	1705449SM	1	DEFLECTOR, Plastic
29	1960518SM	2	NUT, Push On
30	1960353SM	6	CARRIAGE BOLT, 1/4-20 x 1-1/4 (CE/Export)
31	1704873SM	1	CLAMP
32	1919326SM	1	WASHER, Plain, 5/16
33	1723938SM	1	SPRING
35	1920397SM	2	NUT, Hex, 1/4-20 ESNA
36	1706709SM	1	ROD, Deflector, Front
37	1720388SM	1	PULLEY, RH, 5-1/4OD
38	1714322A	1	STOP, Belt, RH
39	1960373SM	4	CAPSCREW, Taptite Hex Washer Head, 5/16-18 x 1
40	1705115SM	2	PLUG, Plastic
41	1721143A	1	COVER ASSEMBLY, LH (CE/Export)

Footnotes

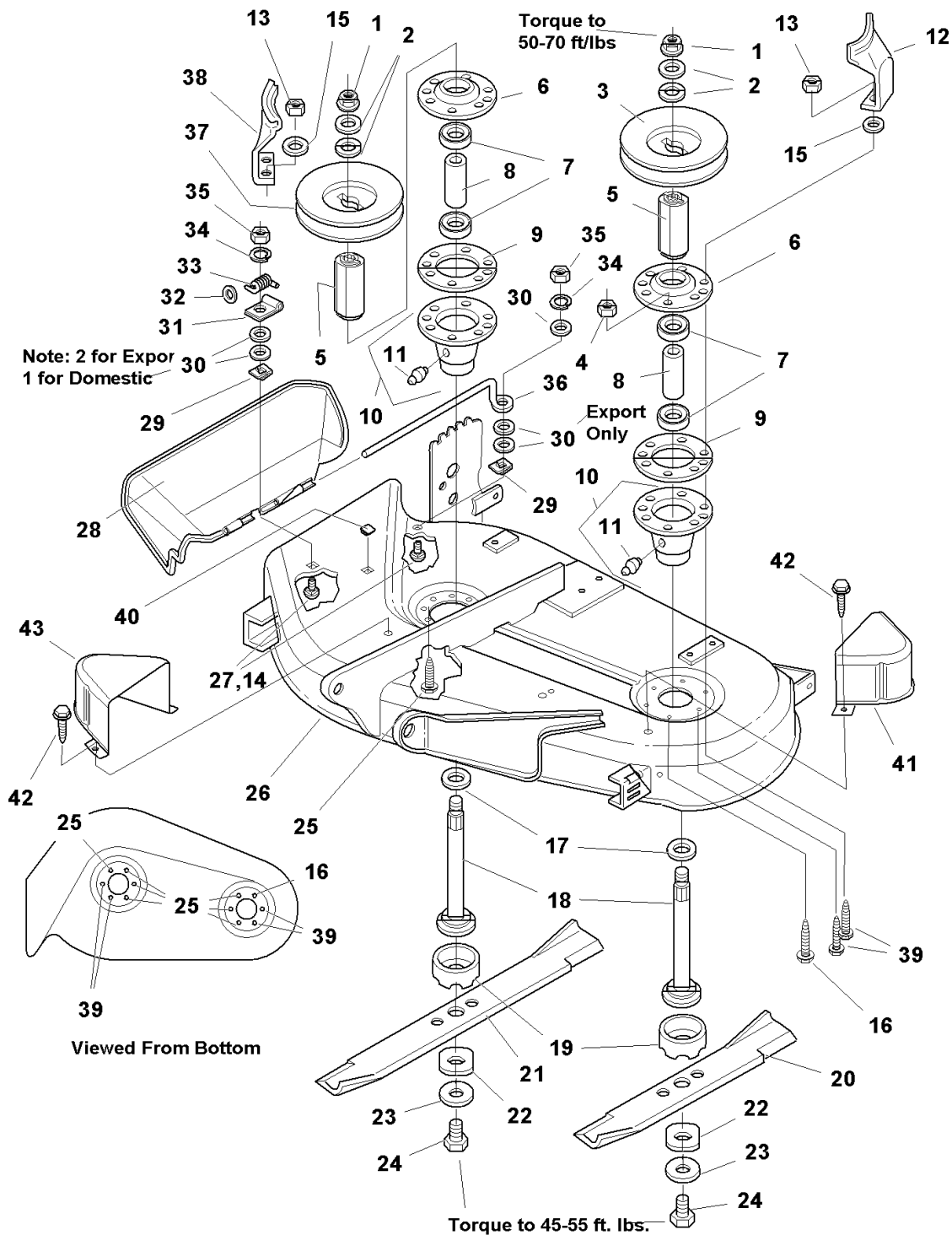
The above parts group applies to the following Mfg. Nos.:

2690331 - 2518H

38" Mower Deck - Housing, Arbors & Blades Group

985780

NOTE: Unless noted otherwise,
use the standard hardware torque
specification chart.



The above parts group applies to the following Mfg. Nos.:

2690331 - 2518H

38" Mower Deck - Housing, Arbors & Blades Group

REF NO	PART NO.	QTY.	DESCRIPTION
42	1664847SM	3	CARRIAGE BOLT, 1/4-20 x 1-1/4 (CE/Export)
43	1721142A	1	COVER ASSEMBLY, RH (CE/Export)

Not for
Reproduction

Footnotes

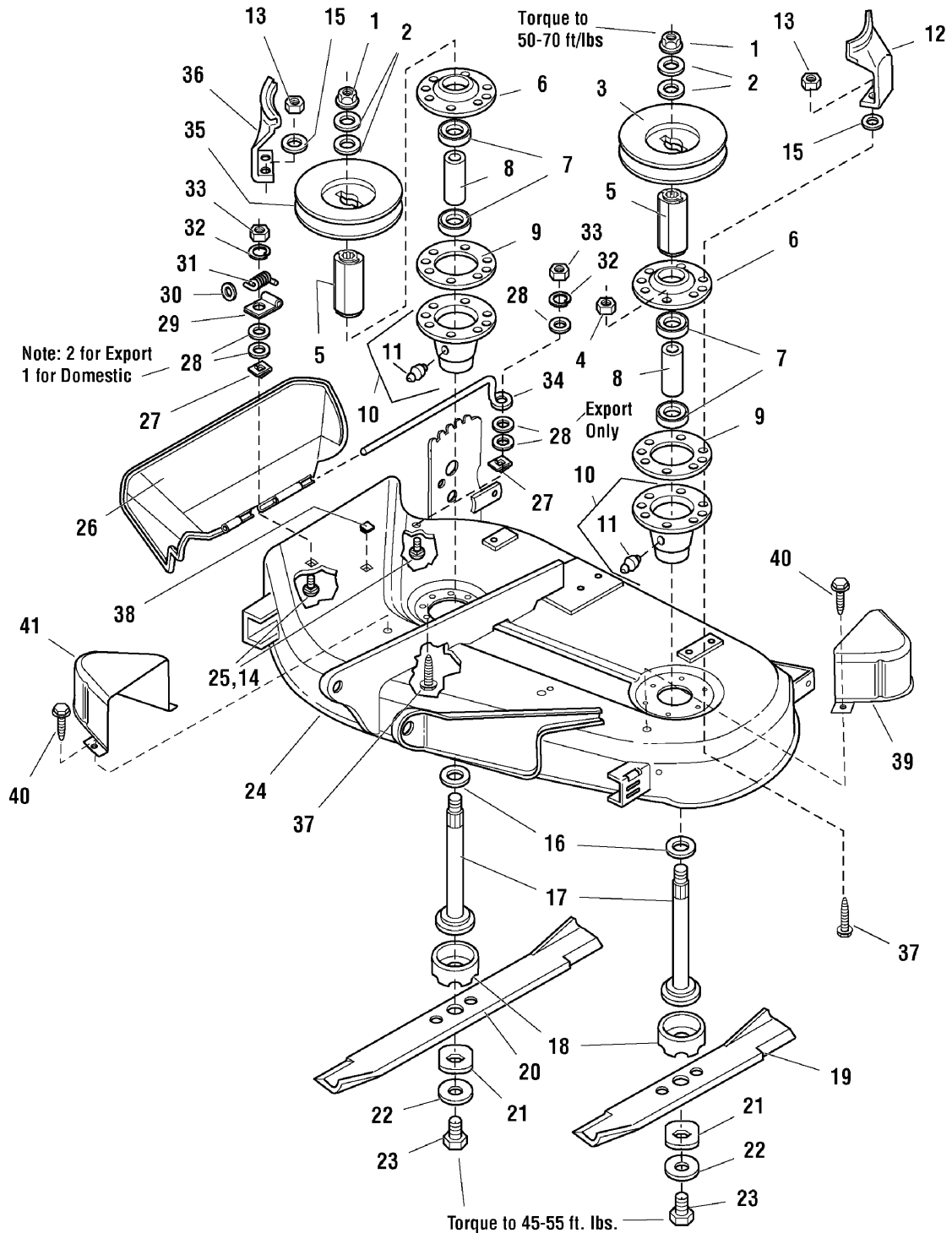
The above parts group applies to the following Mfg. Nos.:

2690331 - 2518H

38" Mower Deck - Housing, Arbors & Blades Group

986782

NOTE: Unless noted otherwise,
use the standard hardware torque
specification chart.



The above parts group applies to the following Mfg. Nos.:

- 1694688 - 38" Mower
- 1694689 - 38" Mower
- 1694690 - 38" Mower
- 1694691 - 38" Mower
- 2690321 - Regent
- 2690329 - 518H

38" Mower Deck - Housing, Arbors & Blades Group

REF NO	PART NO.	QTY.	DESCRIPTION
1	1714419SM	2	NUT, Hex, Flange, 9/16-8
2	1713675SM	4	WASHER, Belleville
3	1720387SM	1	PULLEY, LH, 4" OD
4	1917372SM	1	NUT, Hex, 5/16-18
5	1713616SM	2	HUB
6	1713199ASM	2	COVER, Arbor Housing
7	1705897SM	4	BEARING
8	1732543SM	2	SPACER
9	1707335SM	2	GASKET, Foam
10	1713338ASM	2	HOUSING ASSEMBLY, Arbor Bottom, w/Lube Fitting (Includes Ref. No. 11)
11	1704314SM	2	FITTING, Grease
12	1714321A	1	STOP, Belt, LH
13	1927557SM	6	NUT, Hex, Whiz Lock, 5/16-18
14	1931320SM	2	CARRIAGE BOLT, 1/4-20 x 1-1/4 (CE/Export)
15	1924940SM	6	WASHER, Flat, 3/8
16	1713619SM	2	WASHER
17	1713612SM	2	SHAFT, Arbor
18	1713196SM	2	SHIELD, Grass, Lower
19	1704856ASM	1	BLADE, Mower, 16-1/8
20	1704101ASM	1	BLADE, Mower, 22-1/4
21	1713089SM	2	WASHER, Hex
22	1656916SM	2	WASHER, Spring
23	2823471SM	2	CAPSCREW, Hex Head, 7/16-14 x -1/4
24	1723422C	1	MOWER DECK HOUSING, 38", Orange
24	1723422D	1	MOWER DECK HOUSING, 38", Red
25	1931318SM	2	CARRIAGE BOLT, 1/4-20 x 7/8
26	1705449SM	1	DEFLECTOR, Plastic
27	1960518SM	2	NUT, Push On
28	1960353SM	6	CARRIAGE BOLT, 1/4-20 x 1-1/4 (CE/Export)
29	1704873SM	1	CLAMP
30	1919326SM	1	WASHER, Plain, 5/16
31	1723938SM	1	SPRING
32	1916964SM	2	LOCKWASHER, 1/4
33	1916622SM	2	NUT, Hex, 1/4-20
34	1706709SM	1	ROD, Deflector, Front
35	1720388SM	1	PULLEY, RH, 5-1/4OD
36	1714322A	2	STOP, Belt, RH
37	1960373SM	12	CAPSCREW, Taptite Hex Washer Head, 5/16-18 x 1
38	1705115SM	2	PLUG, Plastic
39	1721143A	1	COVER ASSEMBLY, LH (CE/Export)
40	1664847SM	3	CARRIAGE BOLT, 1/4-20 x 1-1/4 (CE/Export)
41	1721142A	1	COVER ASSEMBLY, RH (CE/Export)

Footnotes

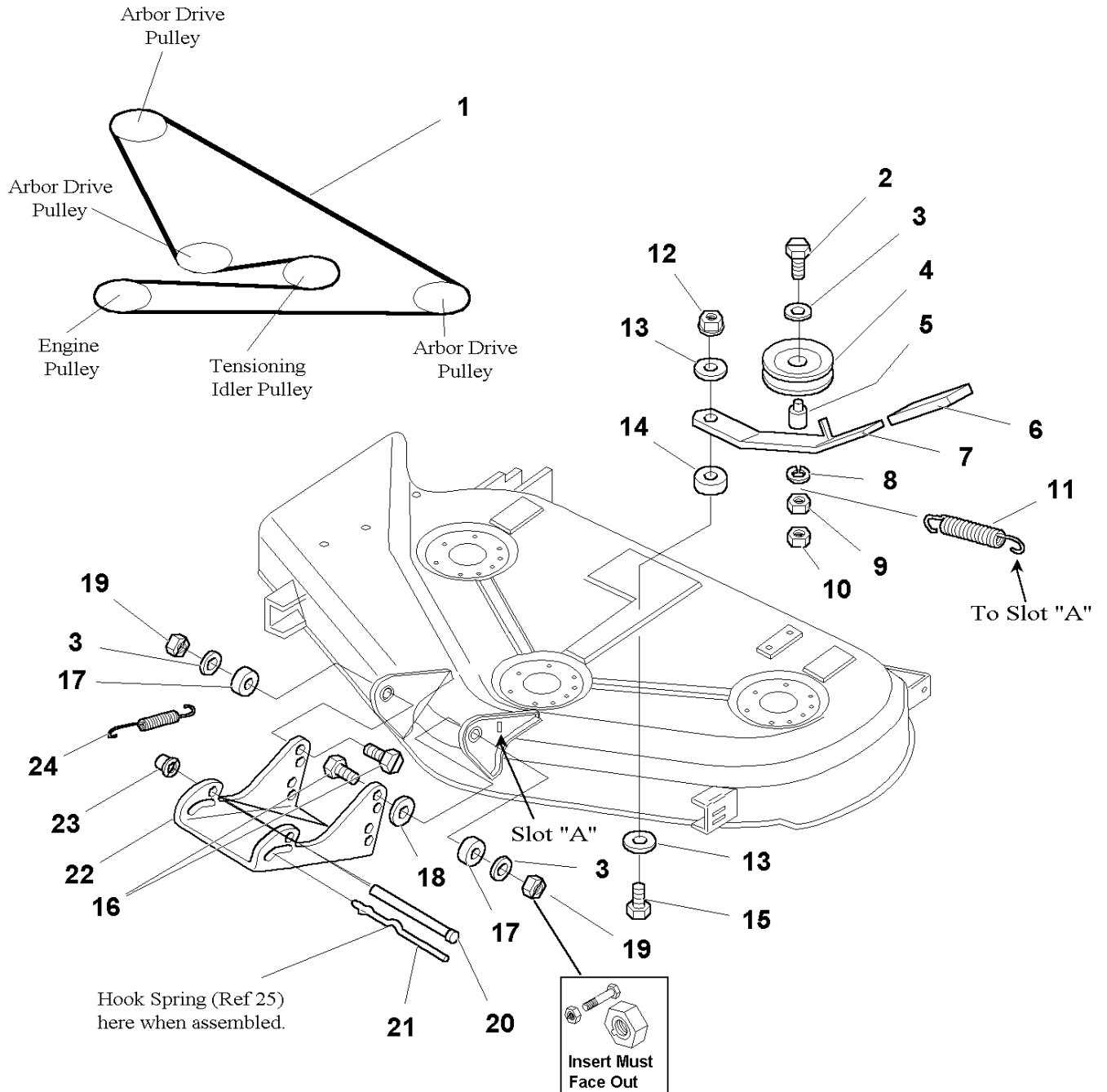
The above parts group applies to the following Mfg. Nos.:

1694688 - 38" Mower
1694689 - 38" Mower
1694690 - 38" Mower
1694691 - 38" Mower
2690321 - Regent
2690329 - 518H

44" Mower Deck - Belt, Idler Arm & Hitch Group

985348

NOTE: Unless noted otherwise,
use the standard hardware torque
specification chart.



The above parts group applies to the following Mfg. Nos.:

1694827 - 44" Mower

44" Mower Deck - Belt, Idler Arm & Hitch Group

REF NO	PART NO.	QTY.	DESCRIPTION
1	1718017SM	1	V-BELT, Arbor Drive
2	1921972SM	1	CAPSCREW, Hex Head, 3/8-16 x 2-1/2
3	1924940SM	3	WASHER, 3/8
4	2171247SM	1	PULLEY ASSEMBLY, 5 OD
5	1667812SM	1	SPACER
6	1665835	1	GRIP, Lever
7	1718020ASM	1	ARM, Idler
8	1916965SM	1	LOCKWASHER, Spring, 3/8
9	1916950SM	1	NUT, Hex, 3/8-16
10	1930645SM	1	NUT, Hex Flange Lock, 3/8-16
11	1715772SM	1	SPRING, Idler Arm
12	1960339SM	1	NUT, Hex, Center Lock, 3/8-16
13	1924356SM	2	WASHER, 3/8
14	1714255SM	1	SPACER, Idler Arm
15	1922605SM	1	CAPSCREW, Hex Head, 3/8-16 x 1-1/4
16	1921968SM	2	CAPSCREW, Hex Head, 3/8-16 x 1-3/8
17	2157081SM	2	SPACER
18	1919384SM	1	WASHER, 3/8
19	2860681SM	2	NUT, Hex Lock Aluminum Insert, 3/8-16
20	1713578SM	1	ROD, Mower Hitch
21	1715759SM	1	ROD, Latch
22	1713561A	1	HITCH
23	1960519SM	1	NUT, Push, 1/2
24	2156302	1	SPRING, Hitch Release

Not for
Reproduction

Footnotes

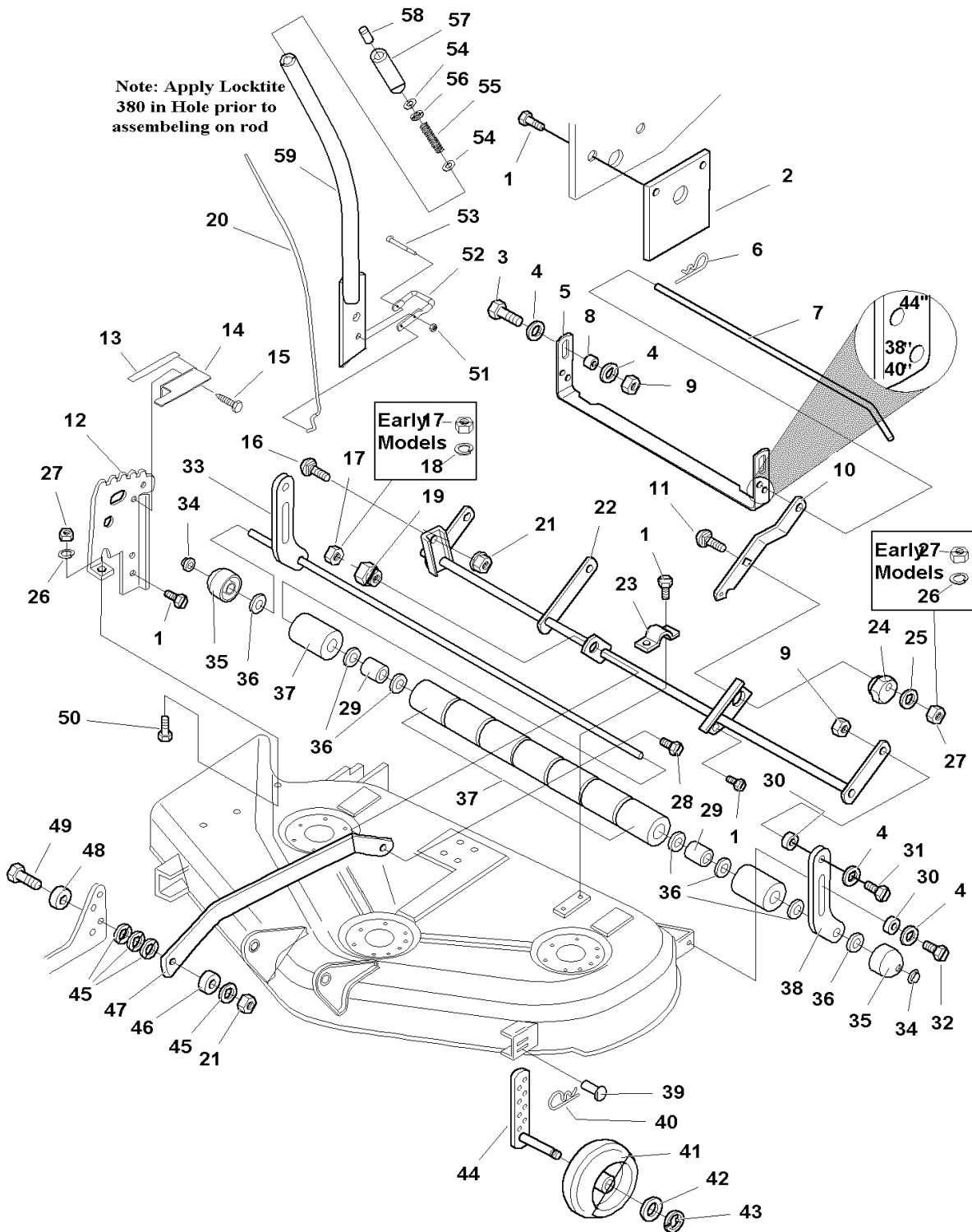
The above parts group applies to the following Mfg. Nos.:

1694827 - 44" Mower

44" Mower Deck - Height Adjustment & Roller Bar Group

985778

NOTE: Unless noted otherwise,
use the standard hardware torque
specification chart.



The above parts group applies to the following Mfg. Nos.:

1694827 - 44" Mower

44" Mower Deck - Height Adjustment & Roller Bar Group

REF NO	PART NO.	QTY.	DESCRIPTION
1	1960373SM	5	CAPSCREW, Taptite Hex Washer Head, 5/16-18 x 1
2	1716555ASM	1	BRACKET, Upstop
3	1921977SM	2	CAPSCREW, Hex Head, 5/16-18 x 1-1/4
4	1960044SM	8	WASHER, 5/16
5	1720372A	1	BRACKET, U
6	1960074SM	1	CLIP, Spring
7	1714529SM	1	ROD, Transport
8	1710703SM	2	SPACER
9	1923362SM	4	NUT, Hex Lock, 5/16-18
10	1717145ASM	1	ARM, Rear
11	1960223SM	1	CARRIAGE BOLT, 5/16-18 x 1-1/4
12	1721552A	1	QUADRANT 44"
13	1720919SM	1	DECAL, Height
14	1721635A	1	BRACKET, Decal
15	1924856SM	2	CAPSCREW, Hex Head, Taptite, 5/16-18 x 1/2
16	1931350SM	1	CARRIAGE BOLT, 3/8-16 x 1
17	2860681SM	1	NUT, Hex Lock, Alum Insert, 3/8 (Later Models)
17	1916950SM	1	NUT, Hex, 3/8 (Early Models)
18	1916965SM	1	WASHER, Lock, 3/8 (Early Models)
19	1704082SM	1	NUT, Adjuster
20	1721634SM	1	ROD, Latch
21	1919439SM	2	NUT, Hex Lock, ESNA, 3/8-16
22	1724549	1	ARM ASSEMBLY, Rocker
23	1665374SM	2	STRAP
24	1714879SM	1	ECCENTRIC
25	1924874SM	1	WASHER, 5/16
26	1917356SM	2	LOCKWASHER, 5/16 (Early Models)
27	2860643SM	2	NUT, Hex, Flange Collar Lock, 5/16-18 (Later Models)
27	1917372SM	2	NUT, Hex, Full, 5/16-18 (Early Models)
28	1931352SM	1	CARRIAGE BOLT, 3/8-16 x 1-1/2
29	1709195SM	2	SPACER, 1-1/4 x 5/8
30	1960236SM	4	SPACER
31	1921333SM	2	CAPSCREW, Hex Head, 5/16-18 x 1
32	1960373SM	4	CAPSCREW, Taptite Hex Washer Head, 5/16-18 x 1
33	1719907ASM	1	SHAFT ASSEMBLY
34	1960520SM	2	PUSHNUT, 5/8
35	1717675SM	2	ROLLER, End
36	1924366SM	7	WASHER, 5/8
37	1668513SM	9	ROLLER
38	1719846ASM	1	BAR, Roller, Support
39	1960288SM	2	PIN
40	1960221SM	2	CLIP, Hairpin
41	1714760SM	3	WHEEL, Gauge
42	1960027SM	2	WASHER, 1/2

Footnotes

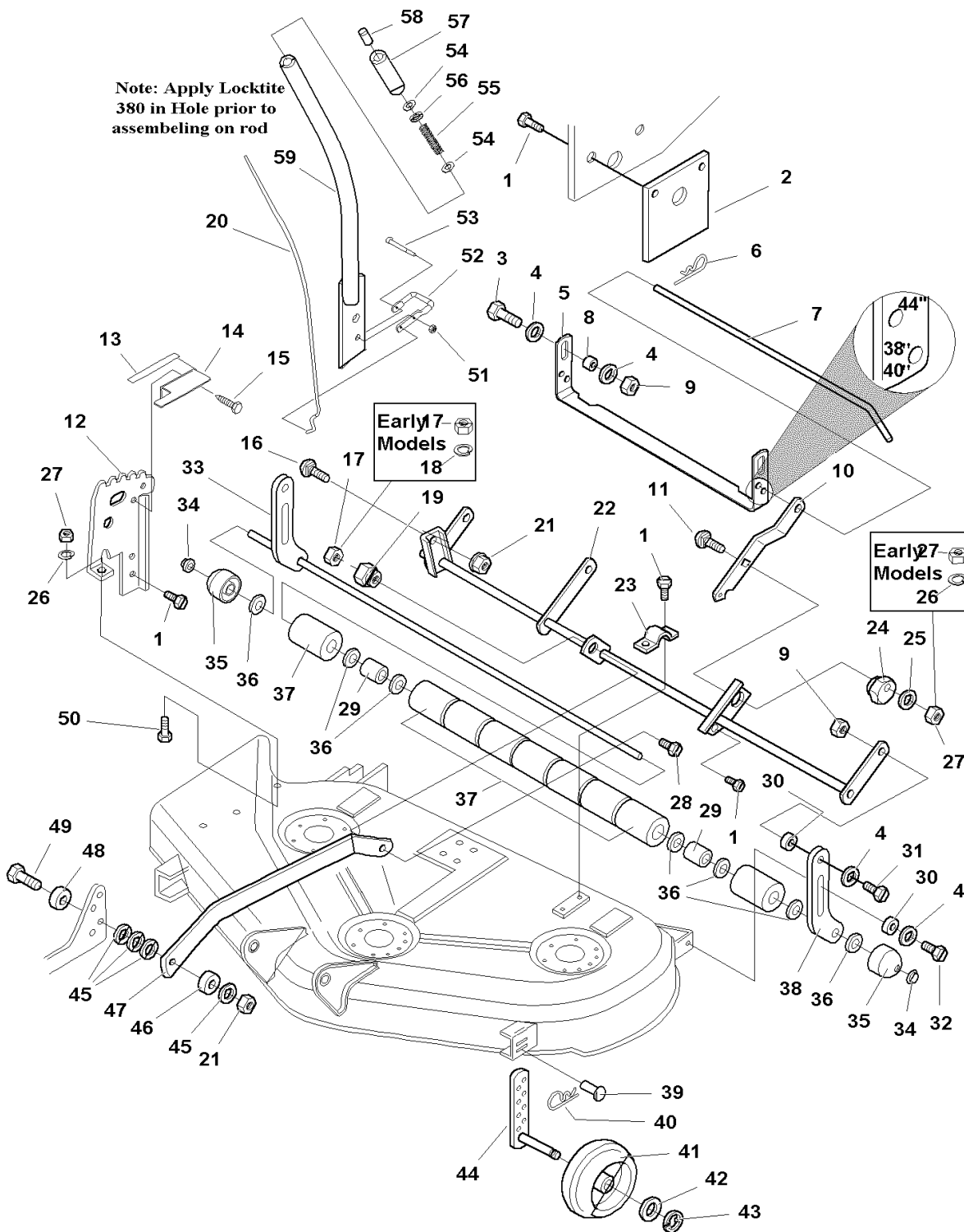
The above parts group applies to the following Mfg. Nos.:

1694827 - 44" Mower

44" Mower Deck - Height Adjustment & Roller Bar Group

985778

NOTE: Unless noted otherwise,
use the standard hardware torque
specification chart.



The above parts group applies to the following Mfg. Nos.:

1694827 - 44" Mower

44" Mower Deck - Height Adjustment & Roller Bar Group

REF NO	PART NO.	QTY.	DESCRIPTION
43	2158399SM	2	E-RING, 1/2
44	1714878ASM	2	ARM ASSEMBLY, Adjustable
45	1924940SM	4	WASHER, 3/8
46	1611705SM	1	SPACER
47	1718019A	1	ARM, Pitch
48	1667812SM	1	SPACER
49	1923701SM	1	CAPSCREW, Hex Head, 3/8-16 x 2
50	1921332SM	1	CAPSCREW, Hex Head, 5/16-18 x 3/4
51	1920397SM	1	NUT, Hex Lock ESNA, 1/4-20
52	1720599SM	1	LATCH
53	1921159SM	1	CAPSCREW, Hex Head, 1/4-20 x 2-1/4
54	1918265SM	2	WASHER
55	1723321SM	1	SPRING, Compression
56	1960518SM	1	PUSH NUT
57	1713995SM	1	GRIP, Lift Lever
58	1723124SM	1	BUTTON
59	1721620ASM	1	HANDLE ASSEMBLY

Not for
Reproduction

Footnotes

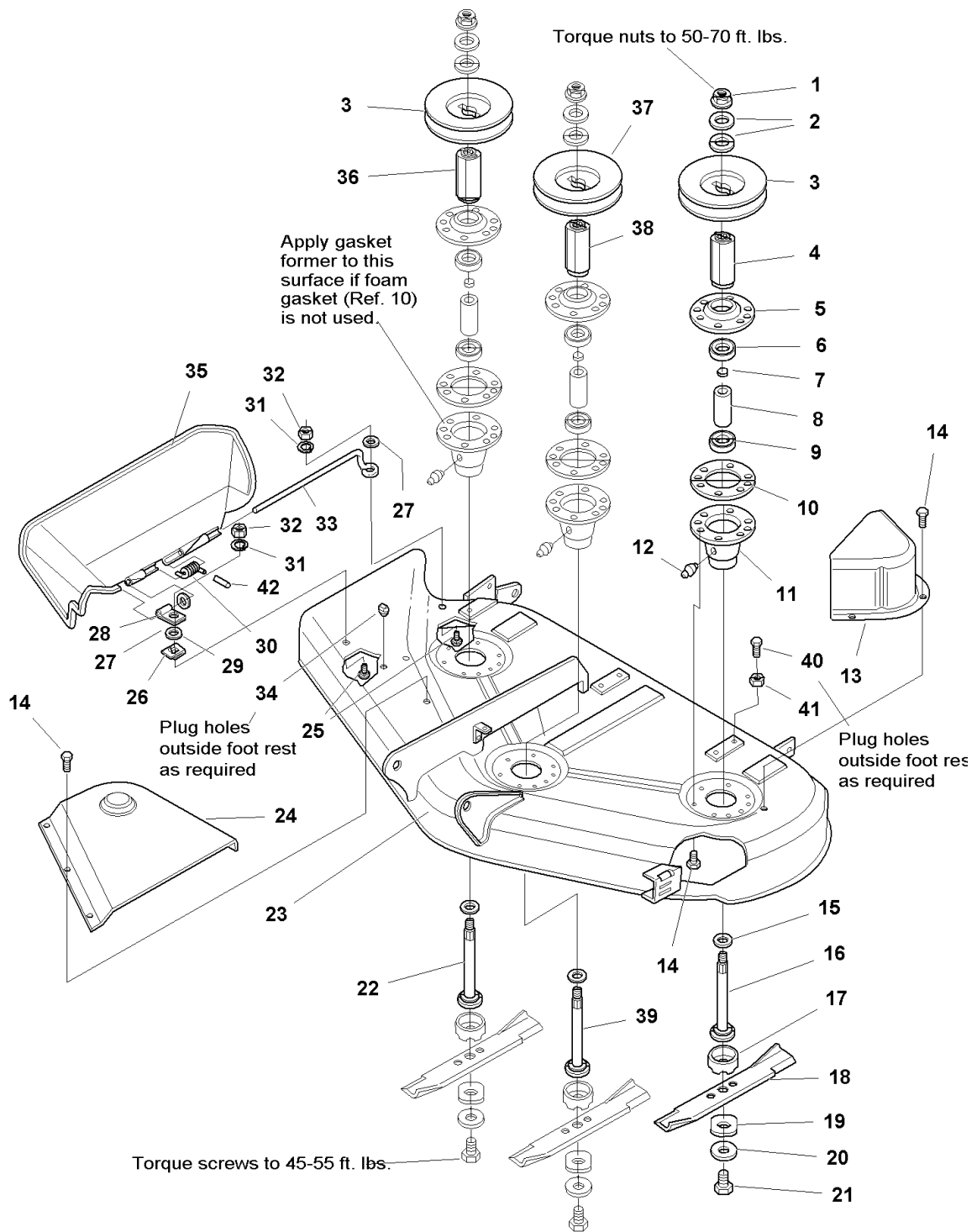
The above parts group applies to the following Mfg. Nos.:

1694827 - 44" Mower

44" Mower Deck - Housing, Arbors & Blades

NOTE: Unless noted otherwise, use the standard hardware torque specification chart.

85346AA



The above parts group applies to the following Mfg. Nos.:

1694827 - 44" Mower

44" Mower Deck - Housing, Arbors & Blades

REF NO	PART NO.	QTY.	DESCRIPTION
1	1714419SM	3	NUT, Hex, Flange, 9/16-8
2	1713675SM	6	WASHER, Belleville
3	1713161SM	2	PULLEY, RH Arbor & LH Arbor, 41/2
4	1713616SM	1	HUB, Adapter, LH
5	1655729ASM	3	COVER, Arbor Housing
6	2108202SM	3	BEARING, Upper
7	1715724SM	3	SPACER, Sleeve, Upper Bearing
8	1732544SM	3	SPACER, Arbor, Internal
9	1705897SM	3	BEARING, Lower
10	1707335SM	3	GASKET, Foam
11	1713338ASM	3	HOUSING ASSEMBLY, Arbor Bottom, w/Lube Fitting (Includes Ref. No. 12)
12	1704314SM	3	FITTING, Grease
13	1720560ASM	1	COVER, Arbor LH
14	1664847SM	28	CAPSCREW, Taptite Hex Washer Head, 5/16-18 x 3/4
15	1713619SM	3	WASHER, Cup, 23/32
16	1713612SM	1	SHAFT, Arbor LH
17	1713196SM	3	SHIELD, Grass, Lower
18	1704100ASM	3	BLADE, Mower, 16-1/8
19	1713089SM	3	WASHER, Hex
20	1656916SM	3	WASHER, Spring
21	2823471SM	3	CAPSCREW, Hex, Head, 7/16-14 x 1-1/4
22	1713609SM	1	SHAFT, Arbor (RH)
23	1687171SM	1	HOUSING ASSEMBLY, Red
23	1686816SM	1	HOUSING ASSEMBLY, Orange
23	1687150SM	1	HOUSING ASSEMBLY, Black
24	1715673SM	1	COVER, Arbor (RH)
25	1931318SM	2	CARRIAGE BOLT, 1/4-20 x 7/8
26	1960518SM	2	NUT, Push
27	1960353SM	2	WASHER, Plain, 1/4
28	1704873SM	1	CLAMP
29	1919326SM	1	WASHER, Plain, 5/16
30	1723938SM	1	SPRING, Deflector Retaining
32	1920397SM	2	NUT, Hex, 1/4-20 ESNA
33	1706709SM	1	ROD, Deflector, Front
34	1705115SM	1	* PLUG, Hole
35	1705449SM	1	DEFLECTOR, Plastic
36	1713613SM	1	HUB, Pulley, RH
37	1718021SM	1	PULLEY, Arbor (Center)
38	1713614SM	1	HUB, Pulley (Center)
39	1713610SM	1	SHAFT, Arbor (Center)
40	1924856SM	3	* CAPSCREW, Hex Head, Taptite, 5/16-18 x 1/2
41	1931277SM	3	* NUT, Hex Whiz Lock, 5/16-18
42	1723323SM	1	CAP, Spring End

Footnotes

Note* Plug holes outside footrest as required

The above parts group applies to the following Mfg. Nos.:

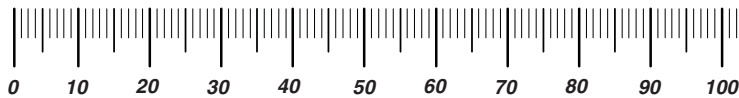
1694827 - 44" Mower

Not for
Reproduction

Hardware Identification & Torque Specifications

Torque Specification Chart								
FOR STANDARD METRIC MACHINE HARDWARE (Tolerance ± 20%)								
Property Class	5.6		8.8		10.9		12.9	
	Class 5.6		Class 8.8		Class 10.9		Class 12.9	
Size Of Hardware	in/lbs		in/lbs		in/lbs		in/lbs	
	ft/lbs	Nm.	ft/lbs	Nm.	ft/lbs	Nm.	ft/lbs	Nm.
M3	5.88	.56	13.44	1.28	19.2	1.80	22.92	2.15
M4	13.44	1.28	30.72	2.90	43.44	4.10	52.56	4.95
M5	26.4	2.50	60.96	5.75	5.97	8.10	7.15	9.7
M6	44.64	4.3	7.3	9.9	10.3	14	12.1	16.5
M7	5.2	7.1	12.1	16.5	16.9	23	19.9	27
M8	7.7	10.5	17.7	24	25	34	29	40
M10	15	21	35	48	50	67	59	81
M12	26	36	61	83	86.2	117	103	140
M14	42	58	101	132	136	185	162	220
M16	64	88	147	200	210	285	250	340
M18	89	121	202	275	287	390	346	470
M20	126	171	290	390	405	550	486	660
M22	169	230	390	530	559	745	656	890
M24	217	295	497	375	708	960	840	1140
M27	320	435	733	995	1032	1400	1239	1680
M30	435	590	995	1350	1401	1900	1681	2280
M33	590	800	1349	1830	1902	2580	2278	3090
M36	759	1030	1740	2360	2441	3310	2935	3980
M39	988	1340	2249	3050	3163	4290	3798	5150

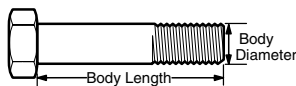
The guides and ruler furnished below are designed to help you select the appropriate hardware.



Nut, M8

Thread Diameter (mm)
Inside Diameter (in)
Threads per inch

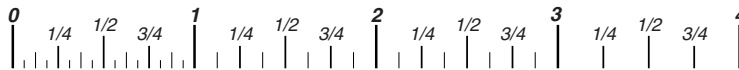
Nut, 1/2-16



Screw, M8- 1.25 x 25

Thread Diameter (mm)
Body Diameter
Distance between threads (mm)
Threads per inch
Body Length (mm)
Body Length (in)

Screw, 1/2- 16 x 2



Standard Hardware Sizing

When a washer or nut is identified as 1/2" (M8), this is the *Nominal size*, meaning the *inside diameter* is 1/2 inch (8mm metric thread diameter); if a second number is present it represents the *threads per inch* (distance between threads).

When bolt or capscrew is identified as 1/2 - 16 x 2" (M8 - 1.25 x 50), this means the *Nominal size*, or body diameter is 1/2 inch (8mm metric thread diameter), the second number, 16, represents the *threads per inch*, (1.25 thread diameter). The final number is the body length of the bolt or screw, 2 inches (50mm).

Torque Specification Chart						
FOR STANDARD MACHINE HARDWARE (Tolerance ± 20%)						
Hardware Grade	No Marks		SAE Grade 5		SAE Grade 8	
	SAE Grade 2		SAE Grade 5		SAE Grade 8	
Size Of Hardware	in/lbs		in/lbs		in/lbs	
	ft/lbs	Nm.	ft/lbs	Nm.	ft/lbs	Nm.
8-32	19	2.1	30	3.4	41	4.6
8-36	20	2.3	31	3.5	43	4.9
10-24	27	3.1	43	4.9	60	6.8
10-32	31	3.5	49	5.5	68	7.7
1/4-20	66	7.6	8	10.9	12	16.3
1/4-28	76	8.6	10	13.6	14	19.0
5/16-18	11	15.0	17	23.1	25	34.0
5/16-24	12	16.3	19	25.8	29	34.0
3/8-16	20	27.2	30	40.8	45	61.2
3/8-24	23	31.3	35	47.6	50	68.0
7/16-14	30	40.8	50	68.0	70	95.2
7/16-20	35	47.6	55	74.8	80	108.8
1/2-13	50	68.0	75	102.0	110	149.6
1/2-20	55	74.8	90	122.4	120	163.2
9/16-12	65	88.4	110	149.6	150	204.0
9/16-18	75	102.0	120	163.2	170	231.2
5/8-11	90	122.4	150	204.0	220	299.2
5/8-18	100	136	180	244.8	240	326.4
3/4-10	160	217.6	260	353.6	386	525.0
3/4-16	180	244.8	300	408.0	420	571.2
7/8-9	140	190.4	400	544.0	600	816.0
7/8-14	155	210.8	440	598.4	660	897.6
1-8	220	299.2	580	788.8	900	1,244.0
1-12	240	326.4	640	870.4	1,000	1,360.0

NOTES

- These torque values are to be used for all hardware excluding: locknuts, self-tapping screws, thread forming screws, sheet metal screws and socket head setscrews.
- Recommended seating torque values for locknuts:
 - for prevailing torque locknuts - use 65% of grade 5 torques.
 - for flange whizlock nuts and screws - use 135% of grade 5 torques.
- Unless otherwise noted on assembly drawings, all torque values must meet this specification.

Common Hardware Types

Hex Head Capscrew



Washer

Carriage Bolt








Lockwasher



Hex Nut

Wrench & Fastener Size Guide

				
1/4" Bolt or Nut Wrench—7/16"	5/16" Bolt or Nut Wrench—1/2"	3/8" Bolt or Nut Wrench—9/16"	7/16" Bolt or Nut Wrench (Bolt)—5/8" Wrench (Nut)—11/16"	1/2" Bolt or Nut Wrench—3/4"
M6 Bolt or Nut Wrench—10mm	M8 Bolt or Nut Wrench—13mm	M10 Bolt or Nut Wrench—17mm	M12 Bolt or Nut Wrench—19mm	M14 Bolt or Nut Wrench—22mm

Not for
Reproduction

**IT IS THE POLICY OF BRIGGS & STRATTON CORP. TO IMPROVE ITS PRODUCTS
WHENEVER IT IS POSSIBLE AND PRACTICAL TO DO SO. WE RESERVE THE RIGHT TO
MAKE CHANGES OR ADD IMPROVEMENTS AT ANY TIME WITHOUT INCURRING ANY
OBLIGATION TO MAKE SUCH CHANGES ON PRODUCTS.**

Briggs & Stratton Yard Power Products Group

3515 N. 124 Street / PO Box 702
Wauwatosa, WI 53222 USA

www.simplicitymfg.com

© Copyright 2010 by Briggs & Stratton Corporation
Milwaukee, WI, USA. All rights reserved